

# HIMACHAL PRADESH STATE ELECTRICITY BOARD LIMITED

(A State Govt. undertaking)



Registered office:  
(CIN):  
GST No.  
Telephone No.  
Website address:  
Email:



Vidyut Bhawan, HPSEBL, Shimla-171004(H.P)  
U40109HP2009SGC31255  
2 AACCH4894EHZB  
0177-2803600, 2801675 (Office), 2658984(Fax)  
[www.hpseb.com](http://www.hpseb.com)  
[cmd@hpseb.in](mailto:cmd@hpseb.in) & [directorfa@hpseb.in](mailto:directorfa@hpseb.in)

No. HPSEBL/F&A/Comm/4<sup>rd</sup> Quarter Review/2022- 23 - 5100-5459 Dated: 2/8/2022

To

The Chief Engineer, (Op) North,  
HPSEBL, Dharamshala

The Chief Engineer, (Op) South,  
HPSEBL, Shimla

The Chief Engineer, (Op) CZ,  
HPSEBL, Mandi

Sub: "Quarterly review note on the internal audit of consumers' accounts (w.e.f. 01.01.22 to 31.03.22) 4<sup>th</sup> quarter of FY 2021- 22"

Sir,


"Jai Hind"


In this context, it is informed that 54 Nos.(E) Sub-Divisions were inspected/audited by 32 Nos Internal Audit Parties covering 648 accounts w.e.f. 01.01.22 to 31.03.22 and following shortcomings were noticed and were discussed in details by the respective Internal Auditors with the concerned Assistant Engineers/Asstt Executive Engineers. Short assessment amount was accepted by all the concerned Assistant Engineers/Asstt Executive Engineers and was to be charged to the accounts of respective consumers through Sundry Charges and Allowances register for effecting recovery.

S N	Description	Period	CE (Op) North D/Shala	CE (Op) CZ Mandi	CE (Op) South Shimla	Total	Remark
1	Short Assessment /detected/ Accepted	01.01.22 to 31.03.22	₹13,32,92,901	₹5,56,42,054	₹24,39,40,291	₹43,28,75,246	Ann-A
2	Locked Premises	01.01.22 to 31.03.22	942	483	60	1485	Ann-A
3	Defective/ dead stop& burntmeters	01.01.22 to 31.03.22	2577	1132	321	4030	Ann-A
4	Minus/Fictitio us readings	01.01.22 to 31.03.22	--	3	14	17	Ann-A

Commercial Section, Room No 208, 2<sup>nd</sup> Floor, F&A Wing, HPSEBL, Vidyut Bhawan, Shimla- 4, (L) 0177- 2809426,

Email: [commsectionhpsebl@gmail.com](mailto:commsectionhpsebl@gmail.com)

  
04/08/22



# HIMACHAL PRADESH STATE ELECTRICITY BOARD LIMITED

(A State Govt. undertaking)



Registered office:  
(CIN):  
GST No.  
Telephone No.  
Website address:  
Email:



Vidyut Bhawan, HPSEBL, Shimla-171004(H.P.)  
U40109HP2009SGC31255  
2 AACCH4894EHZB  
0177-2803600, 2801675 (Office), 2658984(Fax)  
[www.hpsebl.com](http://www.hpsebl.com)  
[cmd@hpsebl.in](mailto:cmd@hpsebl.in) & [directorfa@hpsebl.in](mailto:directorfa@hpsebl.in)

S N	Description	Period	CE (Op) North D/Shala	CE (Op) CZ Mandi	CE (Op) South Shimla	Total	Remark
5	Delayed Billing	01.01.22 to 31.03.22	97 Nos	74Nos	32 Nos	203 Nos	Ann-A
6	Non-Verification of service lengths	01.01.22 to 31.03.22	143 Nos	79 Nos	--	222 Nos	Ann-A
7	Pending Audit Notes	01.01.22 to 31.03.22	25 Nos	9 Nos	11 Nos	45 Nos	Ann-A
8	Pending Audit Reports	01.01.22 to 31.03.22	48 Nos	35 Nos	43 Nos	126 Nos	Ann-A
9	Permanent Defaulting Amount	01.01.22 to 31.03.22	₹6,41,19,211	₹2,21,32,647	₹ 3,29,19,339	₹11,91,71,197	Ann-B
10	Current/Running Defaulting Amount	01.01.22 to 31.03.22	₹20,26,84,897	₹12,61,37,759	₹27,45,85,537	₹60,34,08,193	Ann-B
11	Total Pending Audit Notes	As on 31.03.22	94Nos	42 Nos	77Nos	213Nos	Ann-c
12	Total Pending Audit Reports	As on 31.03.22	190Nos	139Nos	214Nos	543Nos	Ann-c
13	Position of un Audited Accounts Months.	As on 31.03.22	2777Nos	3004Nos	2657Nos	8438Nos	Ann-c
14	Out-Standing arrear of revenue as on 31/ 12/2021	01.01.22 to 31.03.22	₹ 77,65,51,803	₹67,96,51,354	₹1,67,79,26,356	₹313 Crore	Ann-D

Since financial position of HPSEBL is not good, it is requested that sincere efforts may be made and field units under your control be directed to recover the outstanding amount in a continuous manner to bring the same to bare minimal acceptable amount. Necessary action as per Electricity Act 2003 and Sales Manual instruction No 38 should be taken to avoid consumer litigation by effecting TDCO/PDCO well in time. Recoveries of pending defaulter(s) amount, if required, should be initiated by

Commercial Section, Room No 208, 2<sup>nd</sup> Floor, F&A Wing, HPSEBL, VidyutBhawan, Shimla- 4, (L) 0177- 2809426,  
Email: [commsectionhpsebl@gmail.com](mailto:commsectionhpsebl@gmail.com)

# HIMACHAL PRADESH STATE ELECTRICITY BOARD LIMITED

(A State Govt. undertaking)



Registered office:  
(CIN):  
GST No.  
Telephone No.  
Website address:  
Email:




Vidyut Bhawan, HPSEBL, Shimla-171004(H.P)  
U40109HP2009SGC31255  
2 AACCH4894EHZB  
0177-2803600, 2801675 (Office), 2658984(Fax)  
[www.hpseb.com](http://www.hpseb.com)  
[cmd@hpseb.in](mailto:cmd@hpseb.in) & [directorfa@hpseb.in](mailto:directorfa@hpseb.in)

debiting the defaulting amount in the energy bill of other premise(s) which is in the name of same defaulter.

Being revenue matter the same be assigned top priority please

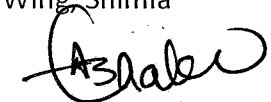
DA: As Above

Yours faithfully

  
(Arjun Singh Thakur)  
Chief Auditor,  
F&A Wing, HPSEBL, Shimla

Copy along with its enclosures (Annexure-'A' to 'D') is forwarded for information and necessary action:

- 1) The Sr. Private Secretary to the worthy Managing Director/Director (F&A)/Director (Op)/Executive Director (Pers), HPSEBL, Vidyut Bhawan, Shimla-4, for kind information of worthy Managing Director/Director (F&A)/Director (Op)/Executive Director (Pers) please
- 2) The Chief Engineer (Commercial), HPSEBL, Vidyut Bhawan, Shimla- 4
- 3) The Superintending Engineer (IT), HPSEBL, Vidyut Bhawan, Shimla-4, to upload the letter in HPSEBL Website.
- 4) The Superintending Engineer, (Op) Circle, HPSEBL, Shimla, Solan, Nahan, Rohroo, Rampur, Una, Hamirpur, Dalhousie, Kangra, Mandi, Bilaspur & Kullu
- 5) All the Sr Executive Engineers working under HPSEBL
- 6) The Chief Accounts Officer, F&A Wing, HPSEBL, Vidyut Bhawan, Shimla
- 7) The Sr Audit Officer, AMG- II, HQ- I, HPSEBL, Vidyut Bhawan, Shimla
- 8) Accounts Officer (WA- HQ)/Accounts Officer (Comp)/Accounts Officer (Cord.), HPSEBL, Vidyut Bhawan, Shimla
- 9) All the Assistant Accounts Officer working in (Op) Circles
- 10) All the Assistant Engineers/Assistant Executive Engineers working under Operation Wings of HPSEBL for information and taking necessary action to recover the all outstanding amount in a continuous manner to bring it down to bare minimal acceptable amount. They should exercise prescribed checks on consumers accounts regularly, so that bills are correctly issued to the consumers and correct & timely payment is realized
- 11) All the Internal Auditors under Commercial Section, HPSEBL, F&A Wing, Shimla

  
(Arjun Singh Thakur)  
Chief Auditor,  
F&A Wing, HPSEBL, Shimla

SHOWING POSITION OF SHORT COMINGS ELECT. SUB-DIVISION WISE DURING THE QUARTER ENDING 01-01-22 to 31-03-2022														
Sr. No.	Name of Division/Sub Division	Date of Visit.	A/C month audited	Short Assessment		Permanent defaulting	Running consumers defaulting amount	Locked premises	Dead Stop	Fictitious of minus reading	Delayed Billing	Service length	Pending Audit Note	Pending Audit Report
				Detected	Accepted									
1	2	3	4	5	6	7	8	9	10	11	12	13	14	15
<b>CHIEF ENGINEER (OP) NORTH DHARAMSHALA</b>														
1	<b>ED BAIJNATH</b>													
1	ESD-BAIJNATH	23.08.021 TO 05.10.21	04/20 TO 03/21	466,292	466,292	354,573	4,285,355	331	326	0	0	0	0	1
2	ESD- CHADHIYAR	06.10.21 TO 06.11.21	04/20 TO 03/21	729,843	729,843	71,133	10,682,657	159	207	0	0	0	0	1
	<b>TOTAL</b>			<b>1,196,135</b>	<b>1,196,135</b>	<b>425,706</b>	<b>14,968,012</b>	<b>490</b>	<b>533</b>	<b>0</b>	<b>0</b>	<b>0</b>	<b>0</b>	<b>2</b>
2	<b>ED DHARMSHALA</b>													
1	ESD- SIDHPUR	01.01.22 TO 22.02.22	04/20 TO 03/21	1,101,782	1,101,782	104,456	5,218,954	9	17	0	0	0	2	2
3	<b>ED PALAMPUR</b>													
i	ESD-NO-1 PALAMPUR	01.02.22 TO 31.03.22	04/20 TO 03/21	12,362,232	12,362,232	2,964,771	21,770,580	24	40	0	0	7	0	1
ii	ESD-MARANDA	22.11.21 TO 31.01.22	04/18 TO 03/20	27,145,951	27,145,951	13,946,305	18,982,105	238	262	0	0	19	6	6
	<b>TOTAL</b>			<b>39,508,183</b>	<b>39,508,183</b>	<b>16,911,076</b>	<b>40,752,685</b>	<b>262</b>	<b>302</b>	<b>0</b>	<b>0</b>	<b>26</b>	<b>6</b>	<b>7</b>
4	<b>ED JAWALI</b>													
i	ESD-NAGROTA	13.12.21 TO 12.01.22	04/20 TO 03/21	4,457,482	4,457,482	-	14,925,575	15	13	0	0	0	0	1
5	<b>ED NURPUR</b>													
i	ESD-DAMTAL	13.01.22 TO 18.01.22	04/20 TO 03/21	36,281,731	36,281,731	44,796,017	41,174,428	0	75	0	10	0	1	5
ii	ESD-GANOH	10.12.21 TO 19.01.22	04/20 TO 03/21	3,078,816	3,078,816	137,074	4,084,590	0	13	0	0	0	0	2
	<b>TOTAL</b>			<b>39,360,547</b>	<b>39,360,547</b>	<b>44,933,091</b>	<b>45,259,018</b>	<b>0</b>	<b>88</b>	<b>0</b>	<b>10</b>	<b>0</b>	<b>1</b>	<b>7</b>
6	<b>ED NAGROTA BAGWAN</b>													
i	ESD-TANDA	23.02.22 TO 26.03.22	04/20 TO 03/21	596,359	596,359	43,636	1,774,765	15	16		0	0	0	1
7	<b>ED DEHRA</b>													
i	ESD-DEHRA	27.01.22 TO 11.03.22	04/20 TO 03/21	5,660,317	5,660,317	158,136	6,006,914	17	18	0	0	0	4	3
8	<b>ED FATEHPUR</b>													
i	ESD-REY	29.01.22 TO 15.03.22	04/20 TO 03/21	16,625,037	16,625,037	-	31,560,640	27	1283	0	0	0	4	6
9	<b>ED AMB</b>													
i	ESD-NEHRIAN	10.01.22 TO 11.03.22	04/20 TO 03/21	2,976,755	2,976,755	5,148	4,459,367	14	21	0	0	0	0	1

Sr. No.	Name of Division/Sub Division	Date of Visit.	A/C month audited	Short Assessment		Permanent defaulting	Running consumers defaulting amount	Locked premises	Dead Stop	Fictitious of minus reading	Delayed Billing	Service length	Pending Audit Note	Pending Audit Report
				Detected	Accepted									
1	2	3	4	5	6	7	8	9	10	11	12	13	14	15
10	ED CHAMBA													
i	ESD-NO-ii CHAMBA	01.12.21 TO 26.01.22	04/20 TO 03/21	1,589,935	1,589,935	496,096	9,029,237	10	104	0	0	0	1	2
II	ESD- KOTI	27.01.22 TO 11.03.22	04/20 TO 03/21	2,100,970	2,100,970	162,510	3,053,587	32	50	0	0	0	2	3
	TOTAL			3,690,905	3,690,905	658,606	12,082,824	42	154	0	0	0	3	5
11	ED UNA													
i	ESD- NO-ii UNA	08.11.21 TO 24.12.21	04/20 TO 03/21	6,483,425	6,483,425	204,654	6,196,265	20	16	0	0	67	1	2
	ED GAGRET													
i	ESD-KHAD	20.12.21 TO 31.01.22	04/20 TO 03/21	1,269,353	1,269,353	268,045	10,816,251	0	53	0	52	0	1	2
12	ED DALHOUSIE													
i	ESD-CHAWARI	01.02.22 TO 28.02.22	04/20 TO 03/21	3,261,479	3,261,479	76,262	3,694,573	0	25	0	35	50	1	4
13	ED JAWALAMUKHI													
i	ESD-NO-ii J/MUKHI	04.03.22 TO 13.04.22	04/20 TO 03/21	3,458,770	3,458,770	11,865	811,663	11	13	0	0	0	1	1
ii	ESD-NO-i J/MUKHI	20.12.21 TO 25.01.22	04/20 TO 03/21	3,646,372	3,646,372	318,530	4,157,391	20	25	0	0	0	1	4
	TOTAL			7,105,142	7,105,142	330,395	4,969,054	31	38	0	0	0	2	5
	G. Total CE (North)			133,292,901	133,292,901	64,119,211	202,684,897	942	2577	0	97	143	25	48

Sr. No.	Name of Division/Sub Division	Date of Visit.	A/C month audited	Short Assessment		Permanent defaulting	Running consumers defaulting amount	Locked premises	Dead Stop	Fictitious of minus reading	Delayed Billing	Service length	Pending Audit Note	Pending Audit Report
				Detected	Accepted									
Chief Engineer Center Zone MANDI														
1	ED GHUMARWIN													
i	ESD-TALAI	11.10.21 TO 04.12.21	04/20 TO 03/21	4,924,143	4,924,143	517,049	1,988,206	18	25	0	0	7	3	3
ii	ESD-BARTHIN	06.12.21 TO 15.01.22	04/20 TO 03/21	6,731,978	6,731,978	273,578	4,652,276	9	23	0	0	0	0	3
iii	ESD-KANDROR	21.01.22 TO 31.03.22	04/20 TO 03/21	6,922,213	6,922,213	1,172,727	23,621,725	78	452	3	74	0	1	1
	TOTAL			18,578,334	18,578,334	1,963,354	30,262,207	105	500	3	74	7	4	7
2	ED KARSOG													
i	ESD-KARSOG	01.12.21 TO 06.01.22	04/20 TO 03/21	404,503	404,503	7,380	2,356,212	103	103	0	0	0	0	2
ii	ESD-CHURAG	07.01.22 TO 02.02.22	04/20 TO 03/21	5,175,515	5,175,515	-	3,879,183	53	53	0	0	0	1	1
iii	ESD-SERI BANGLOW	03.02.22 TO 11.03.22	04/20 TO 03/21	900,675	900,675	-	1,184,360	116	20	0	0	0	0	2
	TOTAL			6,480,693	6,480,693	7,380	7,419,755	272	176	0	0	0	1	5
3	ED KULLU													
i	ESD- NO-i KULLU	27.12.21 TO 25.02.22	04/20 TO 03/21	5,631,948	5,631,948	-	12,409,387	0	113	0	0	0	0	1
ii	ESD-JARI	26.02.22 TO 31.03.22	04/20 TO 03/21	3,183,475	3,183,475	15,471,010	5,416,050	0	215	0	0	0	0	2
	TOTAL			8,815,423	8,815,423	15,471,010	17,825,437	0	328	0	0	0	0	3
4	ED J/NAGAR													
i	ESD- NO-ii J/NAGAR	20.12.21 TO 08.01.22	04/20 TO 03/21	852,457	852,457	2,112	6,295,333	0	14	0	0	0	0	3
	ESD-CHAUNTRA	10.01.22 TO 28.02.22	04/20 TO 03/21	1,380,001	1,380,001	77,406	6,423,968	0	18	0	0	0	1	0
	TOTAL			2,232,458	2,232,458	79,518	12,719,301	0	32	0	0	0	1	3
5	ED BARSAR													
i	ESD-BHARARI	20.12.21 TO 24.01.22	04/20 TO 03/21	849,790	849,790	-	1,498,099	0	15	0	0	0	0	1
ii	ESD-BARSAR	01.01.22 TO 21.02.22	04/20 TO 03/21	5,701,934	5,701,934	770,080	6,173,347	64	0	0	0	49	1	3
	TOTAL			6,551,724	6,551,724	770,080	7,671,446	64	15	0	0	49	1	4
6	ED DHARAMPUR													
i	ESD-TIHRA	27.01.22 TO 19.03.22	04/20 TO 03/21	720,356	720,356	-	3,515,911	7	12	0	0	0	0	1
7	ED MANDI													
i	ESD-NO-i MANDI	20.12.21 TO 15.02.21	04/20 TO 03/21	6,234,351	6,234,351	3,341,617	15,003,793	0	0	0	0	0	1	3
ii	ESD- NO-iii MANDI	17.02.22 TO 11.03.22	04/20 TO 03/21	300,364	300,364	6,942	6,102,126	0	14	0	0	0	0	1
	TOTAL			6,534,715	6,534,715	3,348,559	21,105,919	0	14	0	0	0	1	4
8	ED NADAUN													
i	ESD- RANGUS	01.12.21 TO 31.12.21	04/20 TO 03/21	3,862,815	3,862,815	2,372	880,078	10	0	0	0	23	0	3
9	ED SUNDER NAGAR													
i	ESD-SUNDER NAGAR	15.01.22 TO 03.03.22	04/20 TO 03/21	1,116,034	1,116,034	479,641	16,115,786	13	30	0	0	0	1	4
10	ED GOHAR													
i	ESD-BAGGI	01.12.21 TO 14.01.22	04/20 TO 03/21	749,502	749,502	10,733	8,621,919	12	25	0	0	0	0	1
	G. Total CE (Center Zone)			55,642,054	55,642,054	22,132,647	126,137,759	483	1132	3	74	79	9	35

Sr. No.	Name of Division/Sub Division	Date of Visit.	A/C month audited	Short Assessment		Permanent defaulting	Running consumers defaulting amount	Locked premises	Dead Stop	Fictitious of minus reading	Delayed Billing	Service length	Pending Audit Note	Pending Audit Report
				Detected	Accepted									
1	2	3	4	5	6	7	8	9	10	11	12	13	15	16
<b>CHIEF ENGINEER (OP) SOUTH SHIMLA</b>														
1	<b>ED ARKI</b>													
i	ESD-KUNIHAR	18.12.21 TO 31.01.22	04/20 TO 03/21	49,693,084	49,693,084	171,943	19,873,489	5	0	0	21	0	1	2
ii	ESD-ARKI	01.02.22 TO 17.03.22	04/20 TO 03/21	1,944,343	1,944,343	25,326	11,017,672	8	0	0	0	0	2	2
	<b>TOTAL</b>			<b>51,637,427</b>	<b>51,637,427</b>	<b>197,269</b>	<b>30,891,161</b>	<b>13</b>	<b>0</b>	<b>0</b>	<b>21</b>	<b>0</b>	<b>3</b>	<b>4</b>
2	<b>ED PARWANOO</b>													
i	ESD-KASOLI	22.07.21 TO 25.08.21	04/20 TO 03/21	5,339,985	5,339,985	8,327	4,689,379	47	40	0	0	0	0	1
3	<b>ED NAHAN</b>													
i	ESD-BAGTHAN	20.12.21 TO 13.01.22	04/20 TO 03/21	2,375,349	2,375,349	-	4,278,948	0	22	0	0	0	3	4
ii	ESD-KALA AMB	27.12.21 TO 15.02.22	04/20 TO 03/21	169,974,600	169,974,600	15,561,293	142,577,128		8	14	11	0	2	6
	<b>TOTAL</b>			<b>172,349,949</b>	<b>172,349,949</b>	<b>15,561,293</b>	<b>146,856,076</b>	<b>0</b>	<b>30</b>	<b>14</b>	<b>11</b>	<b>0</b>	<b>5</b>	<b>10</b>
4	<b>ED RAJGARH</b>													
i	ESD-CHARNA	14.01.22 TO 28.02.22	04/20 TO 03/21	3,189,307	3,189,307	4,247	2,510,057	0	12	0	0	0	1	3
5	<b>ED THEOG</b>													
i	ESD-MATIYANA	01.01.22 TO 31.01.22	04/20 TO 03/21	2,554,380	2,554,380	245,064	5,488,297	0	23	0	0	0	0	2
ii	ESD-SAINJ	12.01.22 TO 10.03.22	04/20 TO 03/21	818,332	818,332	3,172,956	13,633,740	0	80	0	0	0	0	1
	<b>TOTAL</b>			<b>3,372,712</b>	<b>3,372,712</b>	<b>3,418,020</b>	<b>19,122,037</b>	<b>0</b>	<b>103</b>	<b>0</b>	<b>0</b>	<b>0</b>	<b>0</b>	<b>3</b>
6	<b>ED KUMARSAIN</b>													
i	ESD-THANADHAR	01.02.22 TO 28.02.22	04/20 TO 03/21	656,034	656,034	68,688	919,237	0	23	0	0	0	0	3
ii	ESD- KUMARSAIN	26.02.21 TO 08.04.22	04/20 TO 03/21	1,619,681	1,619,681	35,222	821,523		0	0	0	0	0	2
	<b>TOTAL</b>			<b>2,275,715</b>	<b>2,275,715</b>	<b>103,910</b>	<b>1,740,760</b>	<b>0</b>	<b>23</b>	<b>0</b>	<b>0</b>	<b>0</b>	<b>0</b>	<b>5</b>
7	<b>ED CITY DIV.</b>													
i	ESD- BOILEAUGANJ	01.03.22 TO 08.04.22	04/20 TO 03/21	516,267	516,267	2,308,874	7,277,072	0	8	0	0	0	0	0
ii	ESD-CHOTTA SHIMLA	01.12.21 TO 05.02.22	04/20 TO 03/21	1,531,562	1,531,562	6,178,167	17,208,721	0	7	0	0	0	1	2
	<b>TOTAL</b>			<b>2,047,829</b>	<b>2,047,829</b>	<b>8,487,041</b>	<b>24,485,793</b>	<b>0</b>	<b>15</b>	<b>0</b>	<b>0</b>	<b>0</b>	<b>1</b>	<b>2</b>
8	<b>ED SUNI</b>													
i	ESD-JALOG	17.01.22 TO 25.02.22	4/18 to 3/20	1,185,828	1,185,828	9,333	390,421	0	0	0	0	0	0	2
9	<b>ED RAMPUR</b>													
i	ESD- RAMPUR	01.01.22 TO 29.02.22	04/20 TO 03/21	1,446,065	1,446,065	2,454,847	11,738,491	0	28	0	0	0	1	4
10	<b>ED ANNI</b>													
i	ESD-JAGATKHANA	01.03.22 TO 02.04.22	04/20 TO 03/21	240,211	240,211	-	1,611,042	0	21	0	0	0	0	3
11	<b>ED JUBBAL</b>													
i	ESD-SARSWATI NAGAR	13.12.21 TO 11.01.22	04/20 TO 03/21	437,505	437,505	2,039,299	6,482,270	0	40	0	0	0	0	1
12	<b>ED ROHROO</b>													
i	ESD-CHIRGOAN NO-I	01.01.22 to 05.03.22	04/20 TO 03/21	417,758	417,758	635,753	24,068,050	0	9	0	0	0	0	5
	<b>G. Total CE (south)</b>			<b>243,940,291</b>	<b>243,940,291</b>	<b>32,919,339</b>	<b>274,585,537</b>	<b>60</b>	<b>321</b>	<b>14</b>	<b>32</b>	<b>0</b>	<b>11</b>	<b>43</b>
	<b>All CE (Total)</b>			<b>432,875,246</b>	<b>432,875,246</b>	<b>119,171,197</b>	<b>603,408,193</b>	<b>1,485</b>	<b>4,030</b>	<b>17</b>	<b>203</b>	<b>222</b>	<b>45</b>	<b>126</b>

**QUARTERLY REVIEW NOTE ON THE INTERNAL AUDIT OF CONSUMERS ACCOUNTS FOR THE QUARTER ENDING 01-01-22 to 31-03-2022**

(W.E.F.01.01.22 to 31.03.22) Showing position of major short comings noticed during THE QUARTER ENDING (03/2022)

Annex 'A'

Sr. No.	Name of Division	No. of Sub Divisions audited	Account months audited	Short Assessment			Permanent Defaulter	Running consumers defaulting amount	Locked premises	Cases of dead stop/defected meters	Cases of minus & fictitious meter readings	Cases of delayed billing	Case of service length not verified	Pending audit note	Pending audit report	Remarks
				Detected	Accepted	Un-accepted										
1	2	3	4	5	6	7	8	9	10	11	12	13	14	15	16	17
<b>CHIEF ENGINEER (OP) NORTH, DHARAMSHALA</b>																
1	ED BAIJNATH	2	24	1,196,135	1,196,135	0.00	425,706	14,968,012	490	533	0	0	0	0	2	0
2	ED DHARAMSHALA	1	12	1,101,782	1,101,782	0.00	104,456	5,218,954	9	17	0	0	0	2	2	0
3	ED PALAM PUR	2	24	39,508,183	39,508,183	0.00	16,911,076	40,752,685	262	302	0	0	26	6	7	0
4	ED JAWALI	1	12	4,457,482	4,457,482	0.00	-	14,925,575	15	13	0	0	0	0	1	0
5	ED NURPUR	2	24	39,360,547	39,360,547	0.00	44,933,091	45,259,018	0	88	0	10	0	1	7	0
6	ED N/BAGWAN	1	12	596,359	596,359	0.00	43,636	1,774,765	15	16	0	0	0	0	1	0
7	ED DEHRA	1	12	5,660,317	5,660,317	0.00	158,136	6,006,914	17	18	0	0	0	4	3	0
8	ED FATEHPUR	1	12	16,625,037	16,625,037	0.00	-	31,560,640	27	1283	0	0	0	4	6	0
9	ED AMB	1	12	2,976,755	2,976,755	0.00	5,148	4,459,367	14	21	0	0	0	0	1	0
10	ED CHAMBA	2	24	3,690,905	3,690,905	0.00	658,606	12,082,824	42	154	0	0	0	3	5	0
11	ED UNA	1	12	6,483,425	6,483,425	0.00	204,654	6,196,265	20	16	0	0	67	1	2	0
12	ED GAGRET	1	12	1,269,353	1,269,353		268,045	10,816,251	0	53		52	0	1	2	0
13	ED DALHOUSIE	1	12	3,261,479	3,261,479	0.00	76,262	3,694,573	0	25	0	35	50	1	4	0
14	ED JAWALAMUKHI	2	24	7,105,142	7,105,142		330,395	4,969,054	31	38		0		2	5	0
	<b>TOTAL</b>	<b>19</b>	<b>228</b>	<b>133,292,901</b>	<b>133,292,901</b>	<b>0.00</b>	<b>64,119,211</b>	<b>202,684,897</b>	<b>942</b>	<b>2577</b>	<b>0</b>	<b>97</b>	<b>143</b>	<b>25</b>	<b>48</b>	<b>0</b>
<b>CHIEF ENGINEER (OP) CENTRAL ZONE, MANDI</b>																
1	ED GHUMARWIN	3	36	18,578,334.00	18,578,334.00	0	1,963,354.00	30,262,207.00	105	500	3	74	7	4	7	0
2	ED KARSOG	3	36	6,480,693.00	6,480,693.00	0	7,380.00	7,419,755.00	272	176	0	0	0	1	5	0
3	ED KULLU	2	24	8,815,423.00	8,815,423.00	0	15,471,010.00	17,825,437.00	0	328	0	0	0	0	3	0
4	ED JOGINDER NAGAR	2	24	2,232,458.00	2,232,458.00	0	79,518.00	12,719,301.00	0	32	0	0	0	1	3	0
5	ED BARSAR	2	24	6,551,724.00	6,551,724.00	0	770,080.00	7,671,446.00	64	15	0	0	49	1	4	0
6	ED DHARMPUR	1	12	720,356.00	720,356.00	0	-	3,515,911.00	7	12	0	0	0	0	1	0
7	ED MANDI	2	24	6,534,715.00	6,534,715.00	0	3,348,559.00	21,105,919.00	0	14	0	0	0	1	4	0
8	ED NADAUN	1	12	3,862,815.00	3,862,815.00	0	2,372.00	880,078.00	10	0	0	0	23	0	3	0
9	ED SUNDER NAGAR	1	12	1,116,034.00	1,116,034.00	0	479,614.00	16,115,786.00	13	30	0	0	0	1	4	0
10	ED GOHAR	1	12	749,502.00	749,502.00	0	10,760.00	8,621,919.00	12	25	0	0	0	0	1	0
	<b>TOTAL</b>	<b>18</b>	<b>216</b>	<b>55,642,054.00</b>	<b>55,642,054.00</b>	<b>0</b>	<b>22,132,647.00</b>	<b>126,137,759.00</b>	<b>483</b>	<b>1132</b>	<b>3</b>	<b>74</b>	<b>79</b>	<b>9</b>	<b>35</b>	<b>0</b>



Sr. No.	Name of Division	No. of Sub Divisions audited	Account months audited	Short Assessment			Permanent Defaulter	Running consumers defaulting amount	Locked premises	Cases of dead stop/defected meters	Cases of minus & fictitious meter readings	Cases of delayed billing	Case of service length not verified	Pending audit note	Pending audit report	Remarks
				Detected	Accepted	Un-accepted										
1	2	3	4	5	6	7	8	9	10	11	12	13	14	15	16	17
CHIEF ENGINEER (OP) SOUTH, SHIMLA-4																
1	ED ARKI	2	24	51,637,427.00	51,637,427.00	0	197,269.00	30,891,161.00	13	0	0	21	0	3	4	0
2	ED PARWANOO	1	12	5,339,985.00	5,339,985.00	0	8,327.00	4,689,379.00	47	40	0	0	0	0	1	0
3	ED NAHAN	2	24	172,349,949.00	172,349,949.00	0	15,561,293.00	146,856,076.00	0	30	14	11	0	5	10	0
4	ED RAJGARH	1	12	3,189,307.00	3,189,307.00	0	4,247.00	2,510,057.00	0	12	0	0	0	1	3	0
5	ED THEOG	2	24	3,372,712.00	3,372,712.00	0	3,418,020.00	19,122,037.00	0	103	0	0	0	0	3	0
6	ED KUMARSAIN	2	24	2,275,715.00	2,275,715.00	0	103,910.00	1,740,760.00	0	23	0	0	0	0	5	0
7	ED CITY DIV	2	24	2,047,829.00	2,047,829.00	0	8,487,041.00	24,485,793.00	0	15	0	0	0	1	2	0
8	ED SUNNI	1	12	1,185,828.00	1,185,828.00	0	9,333.00	390,421.00	0	0	0	0	0	0	2	0
9	ED RAMPUR	1	12	1,446,065.00	1,446,065.00	0	2,454,847.00	11,738,491.00	0	28	0	0	0	1	4	0
10	ED ANNI	1	12	240,211.00	240,211.00	0	-	1,611,042.00	0	21	0	0	0	0	3	0
11	ED JUBBAL	1	12	437,505.00	437,505.00	0	2,039,299.00	6,482,270.00	0	40	0	0	0	0	1	0
12	ED ROHROO	1	12	417,758.00	417,758.00	0	635,753.00	24,068,050.00	0	9	0	0	0	0	5	0
	TOTAL	17	204	243,940,291.00	243,940,291.00	0	32,919,339.00	274,585,537.00	60	321	14	32	0	11	43	0
0																
1	C.E.(OP) HPSEBL, North Dharamshala	19	228	133,292,901.00	133,292,901.00	0	64,119,211.00	202,684,897.00	942	2577	0	97	143	25	48	0
2	C.E.(OP) CZ HPSEBL, Mandi.	18	216	55,642,054.00	55,642,054.00	0	22,132,647.00	126,137,759.00	483	1132	3	74	79	9	35	0
3	C.E(OP)HPSEBL South, Shimla-4.	17	204	243,940,291.00	243,940,291.00	0	32,919,339.00	274,585,537.00	60	321	14	32	0	11	43	0
	TOTAL	54	648	432,875,246.00	432,875,246.00	0	119,171,197.00	603,408,193.00	1485	4030	17	203	222	45	126	0

Handwritten signature and official stamp of the Chief Engineer (OP) South, Shimla-4.

**Chief Engineer-wise/Division-wise Statement showing the position of Out-standing arrear of revenue for the quarter ending 03/22 w.e.f. (01.01.22 to 31.03.2022).**

**Chief Engineer (OP) North Dharmshala.**

Sr. No.	Name of Division.	Permanent defaulting amount.	Running Consumers defaulting amount.	Total
1	ED BAIJNATH	4,25,706	1,49,68,012	1,53,93,718
2	ED DHARAMSHALA	1,04,456	52,18,954	53,23,410
3	ED PALAM PUR	1,69,11,076	4,07,52,685	5,76,63,761
4	ED JAWALI	-	1,49,25,575	1,49,25,575
5	ED NURPUR	4,49,33,091	4,52,59,018	9,01,92,109
6	ED N/BAGWAN	43,636	17,74,765	18,18,401
7	ED DEHRA	1,58,136	60,06,914	61,65,050
8	ED FATEHPUR	-	3,15,60,640	3,15,60,640
9	ED AMB	5,148	44,59,367	44,64,515
10	ED CHAMBA	6,58,606	1,20,82,824	1,27,41,430
11	ED UNA	2,04,654	61,96,265	64,00,919
12	ED GAGRET	2,68,045	1,08,16,251	1,10,84,296
13	ED DALHOUSIE	76,262	36,94,573	37,70,835
14	ED JAWALAMUKHI	3,30,395	49,69,054	52,99,449
		<b>6,41,19,211</b>	<b>20,26,84,897</b>	<b>26,68,04,108</b>

**CHIEF ENGINEER (OP) C. Z. MANDI**


Sr. No.	Name of Division	Permanent Defaulting Amount	Running Consumers Defaulting Amount	Total
1	ED GHUMARWIN	19,63,354	3,02,62,207	3,22,25,561
2	ED KARSOG	7,380	74,19,755	74,27,135
3	ED KULLU	1,54,71,010	1,78,25,437	3,32,96,447
4	ED JOGINDER NAGAR	79,518	1,27,19,301	1,27,98,819
5	ED BARSAR	7,70,080	76,71,446	84,41,526
6	ED DHARMPUR	-	35,15,911	35,15,911
7	ED MANDI	33,48,559	2,11,05,919	2,44,54,478
8	ED NADAUN	2,372	8,80,078	8,82,450
9	ED SUNDER NAGAR	4,79,614	1,61,15,786	1,65,95,400
10	ED GOHAR	10,760	86,21,919	86,32,679
	<b>TOTAL</b>	<b>2,21,32,647</b>	<b>12,61,37,759</b>	<b>14,82,70,406</b>

**CHIEF ENGINEER (OP) SOUTH SHIMLA-4**

Sr. No.	Name of Division	Permanent Defaulting Amount	Running Consumers Defaulting Amount	Total
1	ED SOLAN	1,97,269	3,08,91,161	3,10,88,430
2	ED ROHROO	8,327	46,89,379	46,97,706
3	ED SUNNI	1,55,61,293	14,68,56,076	16,24,17,369
4	ED ARKI	4,247	25,10,057	25,14,304
5	ED NAHAN	34,18,020	1,91,22,037	2,25,40,057
6	ED PARWANOO	1,03,910	17,40,760	18,44,670
7	ED BADDI	84,87,041	2,44,85,793	3,29,72,834
8	ED CHOPAL	9,333	3,90,421	3,99,754
9	ED JUBBAL	24,54,847	1,17,38,491	1,41,93,338
10	ED RAJGARH	-	16,11,042	16,11,042
11	ED NALGARH	20,39,299	64,82,270	85,21,569
12	ED RAMPUR	6,35,753	2,40,68,050	2,47,03,803
	<b>TOTAL</b>	<b>3,29,19,339</b>	<b>27,45,85,537</b>	<b>30,75,04,876</b>

THE CHIEF ENGINEER WISE ABSTRACT FOR OUT-STANDING ARREAR OF REVENUE INTIMATED BY THE INTERNAL AUDIT PARTIES IN RESPECT OF AUDITED UNITS FOR THE QUARTER ENDING 03/22 W.E.F (01-01-22 to 31-03-2022).

Sr. No.	Name of Chief Engineer	Permanent defaulting amount	Running Consumers defaulting amount.	Total
1	C.E. (OP) North Dharmshala	6,41,19,211	20,26,84,897	26,68,04,108
2	C.E. (OP) Central Zone Mandi	2,21,32,647	12,61,37,759	14,82,70,406
3	C.E. (OP) South Shimla-4.	3,29,19,339	27,45,85,537	30,75,04,876
	<b>TOTAL</b>	<b>11,91,71,197</b>	<b>60,34,08,193</b>	<b>72,25,79,390</b>



(V K Kaushal)

Sr Accounts Officer (Comm.)

F&A Wing, HPSEBL,  
Shimla-4.

9

						<b>ANNEXURE-"C"</b>
<b>CHIEF ENGINEER WISE, CIRCLE WISE, DIVISION WISE, SUB-DIVISION WISE STATEMENT SHOWING THE POSITION OF PENDING AUDIT NOTES /REPORTS AND UN AUDITED ACCOUNTS MONTHS FOR THE QUARTER ENDING 03/2022 (W.E.F.01-01-2022 TO 31-03-2022)</b>						
<b>I CHIEF ENGINEER (OP) NORTH DHARAMSHALA</b>						
<b>1. OP CIRCLE KANGRA:-</b>						
	<b>OP CIRCLE KANGRA</b>	<b>0</b>	<b>1</b>	<b>54</b>	<b>91</b>	<b>1243</b>
<b>1</b>	<b>ED DHARAMSHALA</b>					
<b>Sr. No.</b>	<b>Name of Division/sub-Division</b>	<b>Settle Notes</b>	<b>Settle Reports</b>	<b>Pending audit notes</b>	<b>Pending audit reports</b>	<b>Outstanding Accounts Month</b>
1	ESD DHARAMSHALA-I	0	0	1	5	42
2	ESD NO-II D/SHALA	0	0	1	2	27
3	ESD SIDHPUR	0	0	2	2	34
4	ESD No-III D/SHALA	0	0	2	2	53
	<b>Total</b>	<b>0</b>	<b>0</b>	<b>6</b>	<b>11</b>	<b>156</b>
<b>2. ED BAIJNATH</b>						
1	ESD BAIJNATH	0	0	0	1	32
2	ESD CHIDHAR	0	0	0	1	25
3	ESD KUDAIL	0	0	1	1	29
4	ESD PAPROLA	0	0	0	0	24
5	ESD PANCHRUKHI	0	0	0	1	21
	<b>TOTAL</b>	<b>0</b>	<b>0</b>	<b>1</b>	<b>4</b>	<b>131</b>
<b>3. ED KANGRA</b>						
1	ESD NO-I KANGRA.	0	0	0	1	25
2	ESD NO-II KANGRA.	0	0	0	1	22
3	ESD RANITAL	0	0	2	2	23
	<b>TOTAL</b>	<b>0</b>	<b>0</b>	<b>2</b>	<b>4</b>	<b>70</b>
<b>4. ED PALAMPUR.</b>						
1	ESD NO-I PALAMAPUR	0	0	0	1	36
2	ESD -II PALAMPUR	0	0	4	9	65
3	ESD MARANDA	0	0	6	6	30
4	ESD BHAWARNA	0	0	2	4	33
5	ESD DAROH	0	0	0	1	55
	<b>TOTAL</b>	<b>0</b>	<b>0</b>	<b>12</b>	<b>21</b>	<b>219</b>
<b>5. ED LAMBAGOAN.</b>						
1	ESD JAISINGHPUR	0	0	0	1	40
2	ESD ALAMPUR	0	0	0	1	53
3	ESD THURAL	0	0	3	9	50
	<b>TOTAL</b>	<b>0</b>	<b>0</b>	<b>3</b>	<b>11</b>	<b>143</b>
<b>6 ED SAHAHPUR</b>						
1	ESD SHAHPUR	0	0	1	2	21
2	ESD RAIT	0	0	3	4	52
3	ESD LAPIANA	0	0	2	3	27
4	ESD CHARRI	0	0	1	2	54
5	ESD LUNJ	0	0	4	4	30
	<b>TOTAL</b>	<b>0</b>	<b>0</b>	<b>11</b>	<b>15</b>	<b>184</b>

Sr. No.	Name of Division/sub-Division	Settle Notes	Settle Reports	Pending audit notes	Pending audit reports	Outstanding Accounts
<b>7. ED DEHRA.</b>						
1	ESD DEHRA	0	0	4	3	31
2	ESD PRAGPUR	0	1	0	1	32
3	ESD DADASIBA	0	0	4	2	24
4	ESD HARIPUR	0	0	2	4	45
5	ESD DALIARA	0	0	1	2	24
6	ESD SHANTLA	0	0	2	2	40
7	ESD SANSARPUR	0	0	0	5	49
	<b>TOTAL</b>	<b>0</b>	<b>1</b>	<b>13</b>	<b>19</b>	<b>245</b>
<b>8 ED NAGROTA BAGWAN.</b>						
1	ESD NAGROTA BAGWAN	0	0	4	3	44
2	ESD BAROH	0	0	2	2	27
3	ESD TANDA	0	0	0	1	24
	<b>TOTAL</b>	<b>0</b>	<b>0</b>	<b>6</b>	<b>6</b>	<b>95</b>
	<b>OP CIRCLE DALHOUSIE</b>	<b>3</b>	<b>2</b>	<b>31</b>	<b>74</b>	<b>888</b>
<b>9. ED CHAMBA</b>						
1	ESD NO-I CHAMBA	0	0	0	2	29
2	ESD NO-II CHAMBA	0	0	1	2	36
3	ESD TISSA	0	0	0	2	24
4	ESD KOTI	0	0	2	3	18
5	ESD BHARMOUR	0	0	2	3	49
6	ESD RAKH	1	0	1	2	43
	<b>TOTAL</b>	<b>1</b>	<b>0</b>	<b>6</b>	<b>14</b>	<b>199</b>
<b>10. ED DALHOUSIE</b>						
1	ESD DALHOUSIE	0	0	2	2	28
2	ESD CHAWARI	0	0	1	4	23
3	ESD BAKLOH	0	0	1	3	54
4	ESD SIHUNTA	0	1	1	2	22
5	ESD SALOONI	0	0	1	3	36
6	ESD BRANGAL	0	0	2	2	23
	<b>TOTAL</b>	<b>0</b>	<b>1</b>	<b>8</b>	<b>16</b>	<b>186</b>
<b>11. ED NURPUR</b>						
1	ESD NURPUR	0	0	1	6	22
2	ESD DAMTAL	0	0	1	5	11
3	ESD GANOH	0	0	0	2	21
4	ESD SULIALI	0	1	1	3	33
	<b>TOTAL</b>	<b>0</b>	<b>1</b>	<b>3</b>	<b>16</b>	<b>87</b>
<b>12. ED JAWALI.</b>						
1	ESD JAWALI.	1	0	1	3	27
2	ESD KOTLA	0	0	0	1	35
3	ESD GANGATH	0	0	0	3	21
4	ESD NAGROTA SURIAN	0	0	0	1	39
	<b>TOTAL</b>	<b>1</b>	<b>0</b>	<b>1</b>	<b>8</b>	<b>122</b>

Sr. No.	Name of Division/sub-Division	Settle Notes	Settle Reports	Pending audit notes	Pending audit reports	Outstanding Accounts Month
<b>13. ED FATEHPUR</b>						
1	ESD REHAN	0	0	2	5	12
2	ESD FATEHPUR	0	0	1	4	21
3	ESD RAY	1	0	4	6	31
4	ESD INDORA	0	0	0	1	41
	<b>TOTAL</b>	<b>1</b>	<b>0</b>	<b>7</b>	<b>16</b>	<b>105</b>
<b>14. ED KILLAR</b>						
1	ESD KILLAR	0	0	3	2	95
2	ESD SACH	0	0	3	2	94
	<b>TOTAL</b>	<b>0</b>	<b>0</b>	<b>6</b>	<b>4</b>	<b>189</b>
<b>OP CIRCLE UNA:-</b>						
	<b>OP CIRCLE UNA</b>	<b>1</b>	<b>2</b>	<b>9</b>	<b>25</b>	<b>645</b>
<b>15 ED UNA</b>						
1	ESD NO-I UNA	0	0	2	2	35
2	ESD NO-II UNA	0	0	1	2	28
3	ESD MEHTPUR	0	0	1	2	46
4	ESD SANTOKHGARH	1	1	0	1	31
5	ESD BANGANA	0	0	0	2	50
6	ESD THANAKLAN	0	0	0	1	43
	<b>TOTAL</b>	<b>1</b>	<b>1</b>	<b>4</b>	<b>10</b>	<b>233</b>
<b>16 ED GAGRET.</b>						
1	ESD GAGRET	0	1	0	2	30
2	ESD DAULTPUR	0	0	1	1	36
3	ESD HAROLI	0	0	0	1	38
4	ESD TAHLIWALA	0	0	1	1	42
5	ESD DULEHAR	0	0	1	2	48
6	ESD KHAD	0	0	1	2	24
	<b>TOTAL</b>	<b>0</b>	<b>1</b>	<b>4</b>	<b>9</b>	<b>218</b>
<b>17 ED AMB.</b>						
1	ESD AMB	0	0	1	2	61
2	ESD NEHRAN	0	0	0	1	51
3	ESD CHOWKIMINAR	0	0	0	1	35
4	ESD BHARWAIN	0	0	0	2	47
	<b>TOTAL</b>	<b>0</b>	<b>0</b>	<b>1</b>	<b>6</b>	<b>194</b>
<b>II CHIEF ENGINEER (OP) CENTRAL ZONE MANDI</b>						
<b>1. (OP) CIRCLE HPSEBL BILASPUR:-</b>						
	<b>(OP) CIRCLE HPSEBL BILASPUR</b>	<b>0</b>	<b>1</b>	<b>16</b>	<b>39</b>	<b>765</b>
<b>1. ED BILASPUR</b>						
1	ESD NO-I BILASPUR	0	0	0	2	41
2	ESD NO-II BILASPUR	0	0	1	1	51
3	ESD NAMOHOL	0	0	0	1	49
4	ESD GANGUWAL	0	0	0	1	65
	<b>TOTAL</b>	<b>0</b>	<b>0</b>	<b>1</b>	<b>5</b>	<b>206</b>

12

Sr. No.	Name of Division/sub-Division	Settle Notes	Settle Reports	Pending audit notes	Pending audit reports	Outstanding Accounts Month
<b>2. ED GHUMARWIN.</b>						
1	ESD NO-I GHUMARWIN	0	0	0	1	60
2	ESD NO-II.GHUMARWIN	0	0	1	2	53
3	ESD BHERERI	0	0	2	2	38
4	ESD BARTHIN	0	0	0	3	38
5	ESD TALAI	0	0	3	3	47
6	ESD JANDUTTA	0	0	3	2	35
7	ESD KANDROUR	0	1	1	1	33
	<b>TOTAL</b>	<b>0</b>	<b>1</b>	<b>10</b>	<b>14</b>	<b>304</b>
<b>3. ED KARSOG:</b>						
1	ESD KARSOG	0	0	0	2	39
2	ESD SERI	0	0	0	2	15
3	ESD NIHRI	0	0	1	1	21
4	ESD CHURAG	0	0	1	1	25
5	ESD CHHATRI	0	0	0	1	30
6	ESD PANGNA	0	0	0	1	19
	<b>Total</b>	<b>0</b>	<b>0</b>	<b>2</b>	<b>8</b>	<b>149</b>
<b>4. ED SUNDERNAGAR.</b>						
1	ESD No-I SUNDERNAGAR	0	0	1	4	15
2	ESD No- II SUDNERNAGAR	0	0	1	2	21
3	ESD NERCHOWK	0	0	0	3	33
4	ESD SLAPPER	0	0	1	3	37
	<b>TOTAL</b>	<b>0</b>	<b>0</b>	<b>3</b>	<b>12</b>	<b>106</b>
<b>OP CIRCLE HPSEBL KULLU:-</b>						
	<b>OP CIRCLE HPSEBL KULLU</b>	<b>1</b>	<b>3</b>	<b>7</b>	<b>26</b>	<b>601</b>
<b>5. ED KULLU.</b>						
1	ESD NO-I KULLU.	0	2	0	1	36
2	ESD NO-II KULLU	0	0	0	0	47
3	ESD BHUNTAR	0	0	0	4	38
4	ESD MANIKARAN	0	0	0	2	28
	<b>TOTAL</b>	<b>0</b>	<b>2</b>	<b>0</b>	<b>7</b>	<b>149</b>
<b>6. ED THALOUT</b>						
1	ESD NAGWAIN	0	0	0	1	33
2	ESD BANJAR	0	0	3	4	36
3	ESD LARJI	0	0	1	5	45
4	ESD BALICHOWKI	1	1	0	0	24
	<b>TOTAL</b>	<b>1</b>	<b>1</b>	<b>4</b>	<b>10</b>	<b>138</b>
<b>7. ED MANALI.</b>						
1	ESD NO-I MANALI	0	0	1	1	56
2	ESD KATRIAN	0	0	0	1	30
3	ESD NAGGAR	0	0	0	3	42
4	ESD NO-II MANALI	0	0	1	1	59
	<b>TOTAL</b>	<b>0</b>	<b>0</b>	<b>2</b>	<b>6</b>	<b>187</b>

Sr. No.	Name of Division/sub-Division	Settle Notes	Settle Reports	Pending audit notes	Pending audit reports	Outstanding Accounts Month
<b>8. ED KEYLONG.</b>						
1	ESD KEYLONG	0	0	0	2	69
2	ESD UDAIPUR	0	0	1	1	58
	<b>TOTAL</b>	<b>0</b>	<b>0</b>	<b>1</b>	<b>3</b>	<b>127</b>
<b>OP CIRCLE HPSEBL MANDI:-</b>						
	<b>OP CIRCLE HPSEBL MANDI</b>	<b>0</b>	<b>0</b>	<b>9</b>	<b>40</b>	<b>835</b>
<b>9. ED MANDI</b>						
1	ESD NO-I MANDI	0	0	1	3	56
2	ESD NO-II MANDI	0	0	0	0	70
3	ESD SAGLOO	0	0	0	2	43
4	EDD KATULA	0	0	0	2	39
5	ESD NO III MANDI	0	0	0	1	22
6	ESD REWALSAR	0	0	0	2	45
	<b>TOTAL</b>	<b>0</b>	<b>0</b>	<b>1</b>	<b>10</b>	<b>275</b>
<b>10. ED JOGINDER NAGAR</b>						
1	ESD NO-I JOGINDER NAGAR	0	0	0	5	32
2	ESD MAKRERI	0	0	0	3	20
3	ESD CHAUNTRA	0	0	0	2	15
4	ESD BAROT	0	0	1	0	21
5	ESD LAD BHAROL	0	0	2	4	24
6	ESD PADHAR	0	0	0	1	42
7	ESD NO-II JOGINDER NAGAR	0	0	1	1	33
	<b>TOTAL</b>	<b>0</b>	<b>0</b>	<b>4</b>	<b>16</b>	<b>187</b>
<b>11. ED SARKAGHAT</b>						
1	ESD SARKAGHAT	0	0	0	0	41
2	ESD BALDWARA	0	0	0	1	35
3	ESD BHAMBLA	0	0	0	1	33
4	ESD BHADARWAR.	0	0	0	1	24
	<b>TOTAL</b>	<b>0</b>	<b>0</b>	<b>0</b>	<b>3</b>	<b>133</b>
<b>12. ED DHARAMPUR.</b>						
1	ESD DHARAMPUR.	0	0	0	1	35
2	ESD TIHRA	0	0	0	1	32
3	ESD SANDHOLE	0	0	0	0	34
	<b>TOTAL</b>	<b>0</b>	<b>0</b>	<b>0</b>	<b>2</b>	<b>101</b>
<b>13. ED GOHAR.</b>						
1	ESD GOHAR.	0	0	0	3	39
2	ESD JANJEHLI	0	0	1	3	27
3	ESD PANDOH	0	0	3	2	53
4	ESD BAGGI	0	0	0	1	20
	<b>TOTAL</b>	<b>0</b>	<b>0</b>	<b>4</b>	<b>9</b>	<b>139</b>



Sr. No.	Name of Division/sub-Division	Settle Notes	Settle Reports	Pending audit notes	Pending audit reports	Outstanding Accounts Month
<b>OP CIRCLE HPSEBL HAMIRPUR:-</b>						
	OP CIRCLE HPSEBL HAMIRPUR	0	3	10	34	803
<b>14. ED HAMIRPUR.</b>						
1	ESD NO- I HAMIRPUR	0	0	1	1	39
2	ESD NO-II HAMIRPUR	0	0	0	1	67
3	ESD No-III HAMIRPUR	0	0	2	4	42
4	ESD SUJANPUR TIHRA	0	0	1	2	63
5	ESD TOUNI DEVI	0	0	0	3	39
6	ESD KAKKAR	0	1	0	1	43
	<b>TOTAL</b>	<b>0</b>	<b>1</b>	<b>4</b>	<b>12</b>	<b>293</b>
<b>15. ED BARSAR.</b>						
1	ESD BARSAR	0	0	1	3	25
2	ESD GALORE	0	0	0	1	51
3	ESD BHORANJ	0	0	0	1	37
4	ESD BHOTA	0	0	1	2	19
5	ESD BHARERI	0	0	0	1	34
6	ESD BIJHARI	0	0	0	1	61
	<b>TOTAL</b>	<b>0</b>	<b>0</b>	<b>2</b>	<b>9</b>	<b>227</b>
<b>16 ED NADAUN.</b>						
1	ESD NADAUN	0	0	0	1	42
2	ESD DHANETA	0	0	0	1	67
3	ESD NO-I J/MUKHI	0	2	1	4	27
4	ESD NO-II J/MUKHI	0	0	1	1	39
5	ESD KHUNDIAN	0	0	1	2	44
6	ESD MAJHEEN	0	0	1	1	37
7	ESD RANGUS	0	0	0	3	27
	<b>TOTAL</b>	<b>0</b>	<b>2</b>	<b>4</b>	<b>13</b>	<b>283</b>
G. Total	CHIEF ENGINEER (OP) CENTRAL ZONE MANDI	1	7	42	139	3004
<b>III. CHIEF ENGINEER (OP) SOUTH SHIMLA:-</b>						
<b>(OP) CIRCLE SOLAN</b>						
	(OP) CIRCLE SOLAN	4	4	31	64	739
<b>1. ED PARWANOO.</b>						
1	ESD PARWANOO	0	0	0	6	31
2	ESD KASAULI	0	0	0	1	39
3	ESD DHARAMPUR	0	0	1	4	26
	<b>TOTAL</b>	<b>0</b>	<b>0</b>	<b>1</b>	<b>11</b>	<b>96</b>
<b>2. ED NALAGARH.</b>						
1	ESD NO-I. NALAGARH	0	0	0	2	51
2	ESD NO.II. NALAGARH	0	0	5	7	39
3	ESD RAMSHEHER	0	0	0	1	38
4	ESD JOGON	0	1	0	0	53
5	ESD NAND	0	0	2	1	51
	<b>TOTAL</b>	<b>0</b>	<b>1</b>	<b>7</b>	<b>11</b>	<b>232</b>

Sr. No.	Name of Division/sub-Division	Settle Notes	Settle Reports	Pending audit notes	Pending audit reports	Outstanding Accounts Month
<b>3. ED SOLAN.</b>						
1	ESD NO-I SOLAN	0	0	2	2	30
2	ESD NO-II SOLAN	0	0	3	3	27
3	ESD NO-III SOLAN	0	0	1	2	17
4	ESD KANDAGHAT	0	0	0	6	24
5	ESD CHAIL	0	0	0	3	32
	<b>TOTAL</b>	<b>0</b>	<b>0</b>	<b>6</b>	<b>16</b>	<b>130</b>
<b>4. ED ARKI.</b>						
1	ESD ARKI	0	0	2	2	33
2	ESD DARLAGHAT	0	0	3	3	30
3	ESD BHUMPTI	0	1	1	1	32
4	ESD KUNIHAR	4	2	1	2	18
5	ESD SABATHU	0	0	1	2	26
	<b>TOTAL</b>	<b>4</b>	<b>3</b>	<b>8</b>	<b>10</b>	<b>139</b>
<b>5. ED BADDI</b>						
1	ESD BADDI	0	0	2	4	41
2	ESD GOELA	0	0	1	2	42
3	ESD BAROTIWALA	0	0	3	6	32
4	ESD MANPURA	0	0	3	4	27
	<b>TOTAL</b>	<b>0</b>	<b>0</b>	<b>9</b>	<b>16</b>	<b>142</b>
<b>(OP) CIRCLE NAHAN</b>						
	<b>(OP) CIRCLE NAHAN</b>	<b>1</b>	<b>1</b>	<b>31</b>	<b>50</b>	<b>374</b>
<b>6. ED NAHAN</b>						
1	ESD NO-I NAHAN	1	1	1	1	27
2	ESD NO-II NAHAN	0	0	1	2	23
3	ESD DADAHU	0	0	1	3	10
4	ESD BAGTHAN	0	0	3	4	20
5	ESD KALA AMB	0	0	2	6	12
	<b>TOTAL</b>	<b>1</b>	<b>1</b>	<b>8</b>	<b>16</b>	<b>92</b>
<b>7. ED PAONTA</b>						
1	ESD PAONTA	0	0	3	5	18
2	ESD SHILLAI	0	0	7	8	38
3	ESD SATAUN	0	0	4	6	48
4	ESD DHULA KUAN	0	0	4	5	39
5	ESD PURUWALA	0	0	1	1	24
	<b>TOTAL</b>	<b>0</b>	<b>0</b>	<b>19</b>	<b>25</b>	<b>167</b>
<b>8. ED RAJGARH:</b>						
1	ESD RAJGARH	0	0	0	1	38
2	ESD CHARNA	0	0	1	3	6
3	ESD NARAG	0	0	1	1	11
4	ESD SARHAN	0	0	1	2	42
5	ESD PANOG	0	0	1	2	18
	<b>TOTAL</b>	<b>0</b>	<b>0</b>	<b>4</b>	<b>9</b>	<b>115</b>

<b>3. OP CIRCLE HPSEBL SHIMLA:-</b>						
	<b>OP CIRCLE HPSEBL SHIMLA:-</b>	<b>0</b>	<b>3</b>	<b>6</b>	<b>25</b>	<b>622</b>
<b>9. CITY ED SHIMLA.</b>						
<b>Sr. No.</b>	<b>Name of Division/sub-Division</b>	<b>Settle Notes</b>	<b>Settle Reports</b>	<b>Pending audit notes</b>	<b>Pending audit reports</b>	<b>Outstanding Accounts Month</b>
1	ESD RIDGE SHIMLA	0	0	0	2	46
2	ESD SANJAULI	0	0	0	1	37
3	ESD BOILEUGANJ	0	1	0	0	28
4	ESD CHOTTA SHIMLA	0	0	1	2	30
5	ESD IDGAH	0	0	0	2	25
	<b>TOTAL</b>	<b>0</b>	<b>1</b>	<b>1</b>	<b>7</b>	<b>166</b>
<b>10. ED SHIMLA No-I</b>						
1	ESD KHALINI	0	0	0	1	45
2	ESD JATOGH	0	0	1	1	36
3	ESD DHALLI	0	0	0	1	47
4	ESD MASHOBRA	0	0	2	2	30
5	ESD JUNGA	0	0	1	2	38
	<b>TOTAL</b>	<b>0</b>	<b>0</b>	<b>4</b>	<b>7</b>	<b>196</b>
<b>11 ED SHIMLA No-II</b>						
1	ESD MALIANA	0	0	0	1	41
2	ESD KASUMPATI	0	0	0	1	34
	<b>TOTAL</b>	<b>0</b>	<b>0</b>	<b>0</b>	<b>2</b>	<b>75</b>
<b>12 ED SUNI.</b>						
1	ESD SUNI.	0	0	0	2	27
2	ESD DHAMMI	0	0	0	1	27
3	ESD JALOG	0	0	0	2	30
	<b>TOTAL</b>	<b>0</b>	<b>0</b>	<b>0</b>	<b>5</b>	<b>84</b>
<b>13 ED THEOG.</b>						
1	ESD THEOG	0	1	1	1	39
2	ESD MATIANA	0	0	0	2	35
3	ESD SAINJ	0	1	0	1	27
	<b>TOTAL</b>	<b>0</b>	<b>2</b>	<b>1</b>	<b>4</b>	<b>101</b>
<b>3. OP CIRCLE HPSEBL RAMPUR</b>						
	<b>OP CIRCLE HPSEBL RAMPUR</b>	<b>0</b>	<b>0</b>	<b>8</b>	<b>49</b>	<b>587</b>
<b>14 ED RAMPUR</b>						
1	ESD RAMPUR	0	0	1	4	16
2	ESD NANKHARI	0	0	1	3	33
3	ESD SARAHAH	0	0	0	2	42
4	ESD TAKLECH	0	0	0	2	41
	<b>TOTAL</b>	<b>0</b>	<b>0</b>	<b>2</b>	<b>11</b>	<b>132</b>
<b>15 ED KUMARSAIN</b>						
1	ESD KUMARSAIN	0	0	0	2	27
2	ESD THANEDHAR	0	0	0	3	42
3	ESD BARAGAON	0	0	0	3	29
	<b>TOTAL</b>	<b>0</b>	<b>0</b>	<b>0</b>	<b>8</b>	<b>98</b>


Sr. No.	Name of Division/sub-Division	Settle Notes	Settle Reports	Pending audit notes	Pending audit reports	Outstanding Accounts Month
<b>16. ED RE-CONGPEO:</b>						
1	ESD RECONGPEO	0	0	1	4	30
2	ESD SANGLA	0	0	0	2	16
3	ESD POOH	0	0	1	2	62
4	ESD TAPRI	0	0	2	5	21
5	ESD No-III BHABANAGAR	0	0	2	5	22
	<b>TOTAL</b>	<b>0</b>	<b>0</b>	<b>6</b>	<b>18</b>	<b>151</b>
<b>17 ED KAZA</b>						
1	ESD KAZA	0	0	0	1	55
2	ESD TABO	0	0	0	1	44
	<b>TOTAL</b>	<b>0</b>	<b>0</b>	<b>0</b>	<b>2</b>	<b>99</b>
<b>18. ED ANNI</b>						
1	ESD ANNI	0	0	0	2	27
2	ESD NIRMAND	0	0	0	3	24
3	ESD NEETHER	0	0	0	2	30
4	ESD JAGATKHANA	0	0	0	3	26
	<b>TOTAL</b>	<b>0</b>	<b>0</b>	<b>0</b>	<b>10</b>	<b>107</b>
<b>4. OP CIRCLE HPSEBL ROHROO</b>						
	<b>OP CIRCLE HPSEBL ROHROO</b>	<b>1</b>	<b>1</b>	<b>1</b>	<b>26</b>	<b>335</b>
<b>19 ED JUBBAL</b>						
1	ESD JUBBAL	0	0	0	1	42
2	ESD KOTKHAI	0	0	0	3	24
3	ESD BAGHI	0	0	0	1	45
4	ESD SARSWATI NAGAR	0	0	0	1	24
5	ESD KIARI	0	0	0	1	25
	<b>TOTAL</b>	<b>0</b>	<b>0</b>	<b>0</b>	<b>7</b>	<b>160</b>
<b>20. ED CHOPAL</b>						
1	ESD CHOPAL	0	0	0	1	31
2	ESD NERWA	0	0	0	2	22
3	ESD KUPVI	1	1	1	2	15
	<b>TOTAL</b>	<b>1</b>	<b>1</b>	<b>1</b>	<b>5</b>	<b>68</b>
<b>21. ED ROHROO</b>						
1	ESD ROHROO	0	0	0	2	32
2	ESD No-I CHIRGAON	0	0	0	5	36
3	ESD No-II CHIRGAON	0	0	0	3	24
4	ESD TIKKAR	0	0	0	4	15
	<b>TOTAL</b>	<b>0</b>	<b>0</b>	<b>0</b>	<b>14</b>	<b>107</b>
<b>G.</b>	<b>CHIEF ENGINEER (OP) SOUTH SHIMLA</b>	<b>6</b>	<b>9</b>	<b>77</b>	<b>214</b>	<b>2657</b>

**CHIEF ENGINEER WISE, CIRCLE WISE, DIVISION WISE, SUB-DIVISION WISE STATEMENT SHOWING THE POSITION OF PENDING AUDIT NOTES /REPORTS AND UN AUDITED ACCOUNTS MONTHS FOR THE QUARTER ENDING 03/2022. (W.E.F. 01-01-22 TO 31-03-2022)**

1	OP CIRCLE KANGRA	0	1	54	91	1243
2	OP CIRCLE DALHOUSIE	3	2	31	74	888
3	OP CIRCLE UNA	1	2	9	25	646
4	(OP) CIRCLE HPSEBL BILASPUR	0	1	16	39	765
5	OP CIRCLE HPSEBL KULLU	1	3	7	26	601
6	OP CIRCLE HPSEBL MANDI	0	0	9	40	835
7	OP CIRCLE HPSEBL HAMIRPUR	0	3	10	34	803
8	(OP) CIRCLE SOLAN	4	4	31	64	739
9	(OP) CIRCLE NAHAN	1	1	31	50	374
10	OP CIRCLE HPSEBL SHIMLA	0	3	6	25	622
11	OP CIRCLE HPSEBL RAMPUR	0	0	8	49	587
12	OP CIRCLE HPSEBL ROHROO	1	1	1	26	335
	<b>Grand Total</b>	<b>11</b>	<b>21</b>	<b>213</b>	<b>543</b>	<b>8438</b>

**CHIEF ENGINEER WISE ABSTRACT OF PENDING AUDIT NOTE AUDIT REPORT AND BALANCE PENDING ACCOUNT MONTH FOR THE QUARTERLY ENDING 03/2022 WEF. 01-01-2022 TO 31-03-2022.**

Sr. No.	Name of Chief Engineer	Settle Notes	Settle Reports	Pending Audit Note	Pending Audit Reports	Outstanding Accounts Month
1	CHIEF ENGINEER (OP) NORTH DHARAMSHALA	4	5	94	190	2777
2	CHIEF ENGINEER (OP) CENTRAL ZONE MANDI	1	7	42	139	3004
3	CHIEF ENGINEER (OP) SOUTH SHIMLA	6	9	77	214	2657
	<b>G. TOTAL</b>	<b>11</b>	<b>21</b>	<b>213</b>	<b>543</b>	<b>8438</b>

  
**Anil K. Kaushal**  
 Accounts Officer (Comp)  
 JDA Wing, HPSEBL, Shimla