


HIMACHAL PRADESH STATE ELECTRICITY BOARD LIMITED


(A State Govt. undertaking)



Registered office:
(CIN):
GST No.
Telephone No.
Website address
Email:



Vidyut Bhawan, HPSEBL, Shimla-171004(H P)
U40109HP2009SGC31255
2 AACCH4894EHZB
0177-2803600 2801675 (Office), 2658984(Fax)
www.hpseb.com
cmd@hpseb.in & directorfa@hpseb.in



No. HPSEBL/F&A/Comm/1st Quarter Review/2022- 23/
To

8287-8646 Dated: 21/10/2022

The Chief Engineer, (Op) North,
HPSEBL, Dharamshala

The Chief Engineer, (Op) CZ,
HPSEBL, Mandi

The Chief Engineer, (Op) South,
HPSEBL, Shimla

Sub: "Quarterly review note on the internal audit of consumers' accounts (w.e.f. 01.04.22 to 30.06.22) 1st quarter of FY 2022- 23"

Sir,

"Jai Hind"

In this context, it is informed that 62 Nos.(E) Sub-Divisions were inspected/audited by 32 Nos Internal Audit Parties covering 744 accounts w.e.f. 01.04.22 to 30.06.22 and following shortcomings were noticed and were discussed in details by the respective Internal Auditors with the concerned Assistant Engineers/Asstt Executive Engineers. Short assessment amount was accepted by all the concerned Assistant Engineers/Asstt Executive Engineers and was to be charged to the accounts of respective consumers through Sundry Charges and Allowances register for effecting recovery.

S N	Description	Period	CE (Op) North D/Shala	CE (Op) CZ Mandi	CE (Op) South Shimla	Total	Remark
1	Short Assessment /detected/ Accepted	01.04.22 to 30.06.22	₹16,57,99,885/-	₹7,11,17,929/-	₹6,47,90,225/-	₹30,17,08,039	Anx-A
2	Locked Premises	01.04.22 to 30.06.22	1222	317	141	1680	Anx-A
3	Defective/ dead stop& burnt meters	01.04.22 to 30.06.22	1389	677	612	2678	Anx-A
4	Minus/Fictitious readings	01.04.22 to 30.06.22	--	-	-	-	Anx-A
5	Delayed Billing	01.04.22 to 30.06.22	89 Nos	797 Nos	39Nos	925 Nos	Anx-A
6	Non-Verification of service lengths	01.04.22 to 30.06.22	99 Nos	59Nos	--	158Nos	Anx-A

Commercial Section, Room No 208, 2nd Floor, F&A Wing, HPSEBL, Vidyut Bhawan, Shimla- 4, (L) 0177- 2809426, Email: commsectionhpsebl@gmail.com

S N	Description	Period	CE (Op) North D/Shala	CE (Op) CZ Mandi	CE (Op) South Shimla	Total	Remark
7	Pending Audit Notes	01.04.22 to 30.06.22	27 Nos	10 Nos	13 Nos	50 Nos	Anx-A
8	Pending Audit Reports	01.04.22 to 30.06.22	52 Nos	52 Nos	48 Nos	152 Nos	Anx-A
9	Permanent Defaulting Amount	01.04.22 to 30.06.22	₹9,33,02,295/-	₹55,57,944/-	₹ 8,80,08,495/-	₹18,68,68,734	Anx-B
10	Current/Running Defaulting Amount	01.04.22 to 30.06.22	₹17,23,96,344/-	₹11,20,59,303/-	₹49,00,67,333/-	₹77,45,22,980	Anx-B
11	Total Pending Audit Notes	Ending 06/2022	97Nos	42 Nos	73Nos	212Nos	Anx-C
12	Total Pending Audit Reports	Ending 06/2022	195Nos	156Nos	201Nos	552Nos	Anx-C
13	Position of un Audited Accounts Months.	Ending 06/2022	2808Nos	2938Nos	2612Nos	8358Nos	Anx-C
14	Out-Standing arrear of revenue as on 30.06.2022	01.04.22 to 30.06.22	₹ 74,82,45,286/-	₹64,43,88,985/-	₹ 1,79,63,45,775/-	₹319Crore	Anx-D

Since financial position of HPSEBL is not good, it is requested that sincere efforts may be made and field units under your control be directed to recover the outstanding amount in a continuous manner to bring the same to bare minimal acceptable amount. Necessary action as per Electricity Act 2003 and Sales Manual instruction No 38 should be taken to avoid consumer litigation by effecting TDCO/PDCO well in time. Recoveries of pending defaulter(s) amount, if required, should be initiated by debiting the defaulting amount in the energy bill of other premise(s) which is in the name of same defaulter.

Being revenue matter the same be assigned top priority please

DA: As Above

Yours faithfully

(Arjun Singh Thakur)
Chief Auditor,
F&A Wing, HPSEBL, Shimla

Copy along with its enclosures (Annexure-'A' to 'D') is forwarded for information and necessary action:

- 1) The Sr. Private Secretary to the worthy Managing Director/Director (F&A)/Director (Op)/Executive Director (Pers), HPSEBL, Vidyut Bhawan, Shimla-4, for kind information of worthy Managing Director/Director (F&A)/Director (Op)/Executive Director (Pers) please
- 2) The Chief Engineer (Commercial), HPSEBL, Vidyut Bhawan, Shimla- 4
- 3) The Superintending Engineer (IT), HPSEBL, Vidyut Bhawan, Shimla-4, to upload the letter in HPSEBL Website.
- 4) The Superintending Engineer, (Op) Circle, HPSEBL, Shimla, Solan, Nahan, Rohroo, Rampur, Una, Hamirpur, Dalhousie, Kangra, Mandi, Bilaspur & Kullu
- 5) All the Sr Executive Engineers working under HPSEBL
- 6) The Chief Accounts Officer, F&A Wing, HPSEBL, Vidyut Bhawan, Shimla
- 7) The Sr Audit Officer, AMG- II, HQ- I, HPSEBL, Vidyut Bhawan, Shimla
- 8) Accounts Officer (WA- HQ)/Accounts Officer (Comp)/Accounts Officer (Cord.), HPSEBL, Vidyut Bhawan, Shimla
- 9) All the Assistant Accounts Officer working in (Op) Circles
- 10) All the Assistant Engineers/Assistant Executive Engineers working under Operation Wings of HPSEBL for information and taking necessary action to recover the all outstanding amount in a continuous manner to bring it down to bare minimal acceptable amount. They should exercise prescribed checks on consumers accounts regularly, so that bills are correctly issued to the consumers and correct & timely payment is realized
- 11) All the Internal Auditors under Commercial Section, HPSEBL, F&A Wing, Shimla

(Arjun Singh Thakur)
Chief Auditor,
F&A Wing, HPSEBL, Shimla

12/10/22

SHOWING POSITION OF SHORT COMINGS ELECT. SUB-DIVISION WISE DURING THE QUARTER ENDING 1-4-22 to 30-6-2022

Sr. No.	Name of Division/Sub Division	Date of Visit.	A/C month audited	Short Assessment		Permanent defaulting	Running consumers defaulting amount	Locked premises	Dead Stop	Fictitious of minus reading	Delayed Billing	Service length	Pending Audit Note	Pending Audit Report
				Detected	Accepted									
1	2	3	4	5	6	7	8	9	10	11	12	13	14	15
CHIEF ENGINEER (OP) NORTH DHARAMSHALA														
1	ED Nagrota													
1	ESD Nagrota <i>Gagwrm</i>	28 03 22 to 06 06 22	04/20 to 03/21	4,617,530	4,617,530	654,758	27,818,507	20	20	0	0	0	1	3
	TOTAL			4,617,530	4,617,530	654,758	27,818,507	20	20	0	0	0	1	3
2	ED Shahpur													
1	ESD Charri	07 06 22 to 30 6 22	4/20 to 3/21	505,776	505,776	140,733	1,366,336	10	15	0	0	0	1	1
2	ESD Shahpur	13 1 22 to 26 2 22	4/20 to 3/21	2,269,161	2,269,161	-	5,615,574	17	20	0	0	0	2	3
3	ESD Lapiana	28 02 22 to 26 03 22	4/20 to 3/21	2,401,645	2,401,645	134,860	7,195,269	8	18	0	0	0	2	4
	Total			5,176,582	5,176,582	275,593	14,177,179	35	53	0	0	0	5	8
3	ED KANGRA													
1	ESD Ranital	26 08 21 to 30 9 21	4/20 to 3/21	4,962,632	4,962,632	3,433	3,084,928	50	40	0	0	0	2	2
	TOTAL			4,962,632	4,962,632	3,433	3,084,928	50	40	0	0	0	2	2
4	ED Baijnath													
1	ESD Panchrukhi	8 11 21 to 24 12 21	4/20 to 3/21	1,224,458	1,224,458	444,901	2,871,558	336	326	0	0	0	0	1
2	ESD Kudail	27 11 21 to 31 12 21	4/20 to 3/21	544,722	544,722	47,974	767,382	204	284	0	0	0	1	1
3	ESD Palrola	17 1 22 to 31 2 22	4/20 to 3/21	1,234,980	1,234,980	102,454	2,457,332	229	151	0	0	0	0	1
	TOTAL			3,004,160	3,004,160	595,329	6,096,272	769	761	0	0	0	1	3
5	ED Jawali													
1	ESD Kotla	20 1-22 to 31 3 22	4/20 to 3/21	6,303,279	6,303,279	-	33,097,928	0	0	0	0	0	0	2
	TOTAL			6,303,279	6,303,279	-	33,097,928	0	0	0	0	0	0	2
6	ED Palampur													
1	ESD Maranda	22 11 21 to 31 1 22	4/20 to 3/21	27,145,951	27,145,951	13,946,305	18,982,105	238	262	0	0	9	6	6
2	ESD No. 1 Palampur	1 2 22 to 31 3 22	4/20 to 3/21	12,362,232	12,362,232	2,964,771	21,770,580	24	40	0	0	7	1	2
	Total			39,508,183	39,508,183	16,911,076	40,752,685	262	302	0	0	16	7	8
7	ED Dehra													
1	ESD Sansarpur	20 6 22 to 23 7 22	4/20 to 3/21	5,682,485	5,682,485	10,420,025	261,961	21	21	0	0	0	1	6
2	ESD Dhaliara	9 5 22 to 18 6 22	4/20 to 3/21	4,604,254	4,604,254	261,831	2,263,009	12	15	0	0	0	1	2
	Total			10,286,739	10,286,739	10,681,856	2,524,970	33	36	0	0	0	2	8

Sr. No.	Name of Division/Sub Division	Date of Visit.	A/C month audited	Short Assessment		Permanent defaulting	Running consumers defaulting amount	Locked premises	Dead Stop	Fictitious of minus reading	Delayed Billing	Service length	Pending Audit Note	Pending Audit Report
				Detected	Accepted									
1	2	3	4	5	6	7	8	9	10	11	12	13	15	16
CHIEF ENGINEER (OP) SOUTH SHIMLA														
1	ED Nalagarh													
i	ESD No. II Nalagarh	19-1-22 to 16-4-22	04/20 to 3/21	23,593,015	23,593,015	53,160,374	68,203,981	0	0	0	6	0	6	6
2	ESD No. I Nalagarh	20-12-21 to 28-02-21	4/20 to 3/21	3,018,413	3,018,413	25,226,679	258,623,483	0	219	0	0	0	0	2
				26,611,428	26,611,428	78,387,053	326,827,464	0	219	0	6	0	6	8
2	ED Arki													
i	ESD Bhumpti	19-3-22 to 16-4-22	4/20 to 3/21	2,406,573	2,406,573		26,665,347	10	10	0	0	0	1	1
	TOTAL			2,406,573	2,406,573	-	26,665,347	10	10	0	0	0	1	1
3	ED Parwanoo													
i	ESD Parwanoo	18-4-22 to 31-5-22	4/20 to 3/21	3,839,491	3,839,491	11,781	4,890,313	5	20	0	0	0	0	1
	Total			3,839,491	3,839,491	11,781	4,890,313	5	20	0	0	0	0	1
4	ED Solan													
i	Sub office chail	11-4-22 to 30-4-22	4/20 to 3/21	217,379	217,379	3,012	1,075,236	0	5	0	0	0	0	2
	Total			217,379	217,379	3,012	1,075,236	0	5	0	0	0	0	2
5	ED Shimla No. 1													
i	ESD Junga	02-05-22 to 21-5-22	4/20 to 3/21	199,827	199,827	191,400	3,558,589	0	12	0	0	0	1	3
ii	ESD Dhalli	14-3-22 to 7-6-22	4/20 to 3/21	1,471,622	1,471,622	1,410,210	7,870,033	0	0	0	0	0	0	1
	TOTAL			1,671,449	1,671,449	1,601,610	11,428,622	0	12	0	0	0	1	4
6	ED No. II Shimla													
i	ESD Maliana	13-6-22 to 25-6-22	4/20 to 3/21	142,920	142,920		427,493	0	7	0	0	0	0	1
	Total			142,920	142,920		427,493	0	7	0	0	0	0	1
7	ED Suni													
i	ESD Dhami	23-5-22 to 10-6-22	4/20 to 3/21	588,699	588,699	10,477	1,178,596	0	10	0	0	0	0	1
	Total			588,699	588,699	10,477	1,178,596	0	10	0	0	0	0	1
8	ED Rampur													
i	ESD Sarahan	20-4-22 to 26-5-22	4/20 to 3/21	979,024	979,024	1,441,282	6,488,501	56	69	0	0	0	0	3
	Total			979,024	979,024	1,441,282	6,488,501	56	69	0	0	0	0	3
9	ED Recong Peo													
i	ESD Pooh	27-5-22 to 22-6-22	4/20 to 3/21	1,253,351	1,253,351	139,394	2,784,512	60	50	0	0	0	0	2
2	Recong Peo	1-4-22 to 31-5-22	4/20 to 3/21	1,290,251	1,290,251	1,455,559	24,284,337	0	24	0	0	0	1	5
	Total			2,543,602	2,543,602	1,594,953	27,068,849	60	74	0	0	0	1	7
10	ED Rohru													
i	ESD No. II Chirgoan	7-3-22 to 12-4-22	4/20 to 3/21	239,919	239,919	1,139,586	7,872,708	0	10	0	0	0	0	4
	ESD Tikkar	11-04-22 to 17-5-22	4/20 to 3/21	620,112	620,112	90,224	11,092,122	0	26	0	0	0	0	4
	Total			860,031	860,031	1,229,810	18,964,830	0	36	0	0	0	0	8

Sr. No.	Name of Division/Sub Division	Date of Visit.	A/C month audited	Short Assessment		Permanent defaulting	Running consumers defaulting amount	Locked premises	Dead Stop	Fictitious of minus reading	Delayed Billing	Service length	Pending Audit Note	Pending Audit Report
				Detected	Accepted									
	CZ MANDI													
I	ED Gohar													
i	ESD Pandoh	23 05 22 to 23 06 22	4/20 to 3/21	3,606,786	3,606,786	92,894	9,771,592	0	17	0	21	0	3	3
2	ESD Janjehli	14 3 22 to 19 4 22	4/20 to 3/21	1,062,168	1,062,168		3,671,557	81	80	0	0	0	1	4
	Total			4,668,954	4,668,954	92,894	13,443,149	81	97	0	21	0	4	7
2	ED Hamirpur													
i	ESD No. II Hamirpur	01 3 22 to 10 5 22	4/20 to 3/21	10,730,033	10,730,033	451,849	9,096,339	7	11	0	0	0	1	1
2	ESD Touni Devi	23 2 22 to 4 4 22	4/20 to 3/21	908,141	908,141	417	1,940,717	29	27	0	0	3	1	4
	Total			11,638,174	11,638,174	452,266	11,037,056	36	38	0	0	3	2	5
3	ED Nadaun													
i	ESD Galore	5 4 22 to 13 5 22	4/20 to 3/21	801,299	801,299	2,701	3,467,644	39	61	0	0	0	0	1
2	ESD Majheen	1 5 22 to 31 5 22	4/20 to 3/21	3,218,632	3,218,632		3,000,585	0	27	0	0	0	0	1
3	ESD Nadaun	27 3 22 to 21 5 22	4/20 to 3/21	3,143,347	3,143,347	175,345	7,406,389	37	53	0	0	0	0	2
	Total			7,163,278	7,163,278	178,046	13,874,618	76	141	0	0	0	0	4
4	ED Dharampur													
i	ESD Sandhole	21 3 22 to 16 4 22	4/20 to 3/21	2,774,773	2,774,773		1,263,058	0	10	0	0	0	0	1
	Total			2,774,773	2,774,773		1,263,058	0	10	0	0	0	0	1
5	ED Sarkaghat													
i	ESD Sarkaghat	18 4 22 to 22 6 22	4/20 to 3/21	5,536,295	5,536,295		3,163,118	8	13	0	0	0	0	1
	Total			5,536,295	5,536,295		3,163,118	8	13	0	0	0	0	1
6	ED MANDI													
i	ESD Rewalsar	14 3 22 to 23 4 22	4/20 to 3/21	1,126,126	1,126,126	15,637	1,082,274	0	15	0	0	0	0	3
2	ESD Kataula	23 5 22 to 10 6 22	4/20 to 3/21	830,508	830,508	21,388	1,409,463	0	0	0	0	0	0	3
	Total			1,956,634	1,956,634	37,025	2,491,737	0	15	0	0	0	0	6
7	ED Thoulot													
i	ESD Larji	25 4 22 to 21 5 22	4/20 to 3/21	1,278,639	1,278,639	289,228	7,044,767	0	10	0	0	0	1	6
	ESD Bakloh	11 04 22 to 21 5 22	4/20 to 3/21	347,510	347,510	42,713	2,666,052	0	15	0	0	0	0	1
	Total			1,626,149	1,626,149	331,941	9,710,819	0	25	0	0	0	1	7
8	ED Jogindernagar													
i	ESD No. I Jogindernagar	1 3 22 to 8 4 22	4/20 to 3/21	340,699	340,699	23,852	4,018,361	0	24	0	0	0	0	5
	TOTAL			340,699	340,699	23,852	4,018,361	0	24	0	0	0	0	5

QUARTERLY REVIEW NOTE ON THE INTERNAL AUDIT OF CONSUMERS ACCOUNTS FOR THE QUARTER ENDING 01-04-22 to 30-06-22

(W.E. 01.04.22 to 30.06.22) Showing position of major short comings noticed during THE QUARTER ENDING (06/2022)

Sr. No.	Name of Division	No. of Sub Divisions audited	Account months audited	Short Assessment		Permanent Defaulter	Running consumers defaulting amount	Locked premises	Cases of dead stop/defected meters	Cases of minus & fictitious meter readings	Cases of delayed billing	Case of service length not verified	Pending audit reports	Remarks
				Detected	Accepted									
1	2	3	4	5	6	7	8	9	10	11	12	13	14	15
CHIEF ENGINEER (OP) NORTH, DHARAMSHALA														
1	ED Nagrota	1	12	4,617,530	4,617,530	654,758	27,818,507	20	20	0	0	0	1	3
2	ED Shahpur	3	36	5,176,582	5,176,582	275,593	14,177,179	35	53	0	0	0	5	8
3	ED Kangra	1	12	4,962,632	4,962,632	3,433	3,084,928	50	40	0	0	0	2	2
4	ED Baijnath	3	36	3,004,160	3,004,160	595,329	6,096,272	769	761	0	0	0	1	3
5	ED Jawali	1	12	6,303,279	6,303,279	-	33,097,928	0	0	0	0	0	0	2
6	ED Palampur	2	24	39,508,183	39,508,183	16,911,076	40,752,685	262	302	0	0	16	7	8
7	ED Dehra	2	24	10,286,739	10,286,739	10,681,856	2,524,970	33	36	0	0	0	2	8
8	ED Dalhousie	2	24	4,886,428	4,886,428	1,003,295	2,847,998	0	15	0	89	45	3	6
9	ED Chamba	2	24	3,089,417	3,089,417	1,371,285	10,421,005	19	118	0	0	0	1	5
10	ED Amb	1	12	5,124,157	5,124,157	57,083,194	2,899,984	14	20	0	0	0	1	3
11	ED Gagret	1	12	62,330,439	62,330,439	4,171,329	13,035,834	5	5	0	0	17	2	2
12	ED Una	1	12	16,510,339	16,510,339	551,147	15,639,054	15	19	0	0	21	2	2
	TOTAL	20	240	165,799,885	165,799,885	93,302,295	172,396,344	1222	1389	0	89	99	27	52

CHIEF ENGINEER (OP) CENTRAL ZONE, MANDI


1	ED Gohar	2	24	4,668,954	4,668,954	92,894	13,443,149	81	97	0	21	0	4	7
2	ED Hamirpur	2	24	11,638,174	11,638,174	452,266	11,037,056	36	38	0	0	3	2	5
3	ED Nadaun	3	36	7,163,278	7,163,278	178,046	13,874,618	76	141	0	0	0	0	4
4	ED Dharampur	1	12	2,774,773	2,774,773	-	1,263,058	0	10	0	0	0	0	1
5	ED Sarkaghat	1	12	5,536,295	5,536,295	-	3,163,118	8	13	0	0	0	0	1
6	ED Mandi	2	24	1,956,634	1,956,634	37,025	2,491,737	0	15	0	0	0	0	6
7	ED Thoulot	2	24	1,626,149	1,626,149	331,941	9,710,819	0	25	0	0	0	1	7
8	ED Jogindernagar	1	12	340,699	340,699	23,852	4,018,361	0	24	0	0	0	0	5
9	ED Kullu	2	24	12,622,326	12,622,326	4,173,018	31,941,201	15	56	0	0	0	0	5
10	ED Manali	1	12	1,607,935	1,607,935	-	855,540	0	64	0	0	0	0	3
11	ED Barsar	2	24	5,380,768	5,380,768	6,322	5,208,513	65	129	0	74	36	1	3
12	ED Ghumarwin	1	12	3,535,409	3,535,409	69,514	2,543,429	18	14	0	0	20	2	3
13	ED Bilaspur	1	12	12,266,535	12,266,535	193,066	12,508,704	18	51	0	702	0	0	2
	TOTAL	21	252	71,117,929	71,117,929	5,557,944	112,059,303	317	677	0	797	59	10	52

CHIEF ENGINEER (OP) SOUTH SHIMLA-4

Sr. No.	Name of Division	Permanent Defaulting Amount	Running Consumers Defaulting Amount	Total
1	ED Nalagarh	78,387,053	326,827,464	405,214,517
2	ED Arki	-	26,665,347	26,665,347
3	ED Parwanoo	11,781	4,890,313	4,902,094
4	ED Solan	3,012	1,075,236	1,078,248
5	ED Shimla No. I	1,601,610	11,428,622	13,030,232
6	ED Shimla No. II	-	427,493	427,493
7	ED Suni	10,477	1,178,596	1,189,073
8	ED Rampur	1,441,282	6,488,501	7,929,783
9	ED Rekong-peo	1,594,953	27,068,849	28,663,802
10	ED Rohru	1,229,810	18,964,830	20,194,640
11	ED City Division	3,119,213	24,699,798	27,819,011
12	ED Nahan	153,916	6,854,549	7,008,465
13	ED Rajgarh	263,588	12,993,356	13,256,944
14	ED Chopal	161,008	5,281,402	5,442,410
15	ED Jubbal	18,372	2,284,064	2,302,436
16	ED Theog	12,420	12,938,913	12,951,333
	TOTAL	88,008,495	490,067,333	578,075,828

THE CHIEF ENGINEERWISE ABSTRACT FOR OUT-STANDING ARREAR OF REVENUE INTIMATED BY THE INTERNAL AUDIT PARTIES IN RESPECT OF AUDITED UNITS FOR THE QUARTER ENDING 06/22 W.E.F (01-04-22 to 30-06-2022).

Sr. No.	Name of Chief Engineer	Permanent defaulting amount	Running Consumers defaulting amount.	Total
1	C.E. (OP) North Dharmshala	93,302,295	172,396,344	265,698,639
2	C.E. (OP) Central Zone Mandi	5,557,944	112,059,303	117,617,247
3	C.E. (OP) South Shimla-4.	88,008,495	490,067,333	578,075,828
	TOTAL	186,868,734	774,522,980	961,391,714


 Accounts Officer (Commercial)
 Accounts Wing, HPSEFI Shimla

Chief Engineer-wise/Division-wise Statement showing the position of Out-standing arrear of revenue for the quarter ending 6/22 w.e.f. (01.04.22 to 30.06.2022).

Chief Engineer (OP) North Dharmshala.

Sr. No.	Name of Division.	Permanent defaulting amount.	Running Consumers defaulting amount.	Total
1	ED Nagrota	654,758	27,818,507	28,473,265
2	ED Shahpur	275,593	14,177,179	14,452,772
3	ED Kangra	3,433	3,084,928	3,088,361
4	ED Baijnath	595,329	6,096,272	6,691,601
5	ED Jawali	-	33,097,928	33,097,928
6	ED Palampur	16,911,076	40,752,685	57,663,761
7	ED Dehra	10,681,856	2,524,970	13,206,826
8	ED Dalhousie	1,003,295	2,847,998	3,851,293
9	ED Chamba	1,371,285	10,421,005	11,792,290
10	ED Amb	57,083,194	2,899,984	59,983,178
11	ED Gagret	4,171,329	13,035,834	17,207,163
12	ED Una	551,147	15,639,054	16,190,201
	TOTAL	93,302,295	172,396,344	265,698,639

CHIEF ENGINEER (OP) C. Z. MANDI

Sr. No.	Name of Division	Permanent Defaulting Amount	Running Consumers Defaulting Amount	Total
1	ED Gohar	92,894	13,443,149	13,536,043
2	ED Hamirpur	452,266	11,037,056	11,489,322
3	ED Nadaun	178,046	13,874,618	14,052,664
4	ED Dharampur	-	1,263,058	1,263,058
5	ED Sarkaghat	-	3,163,118	3,163,118
6	ED Mandi	37,025	2,491,737	2,528,762
7	ED Thoulot	331,941	9,710,819	10,042,760
8	ED Jogindernagar	23,852	4,018,361	4,042,213
9	ED Kullu	4,173,018	31,941,201	36,114,219
10	ED Manali	-	855,540	855,540
11	ED Barsar	6,322	5,208,513	5,214,835
12	ED Ghumarwin	69,514	2,543,429	2,612,943
13	ED Bilaspur	193,066	12,508,704	12,701,770
	TOTAL	5,557,944	112,059,303	117,617,247

**CHIEF ENGINEER WISE, CIRCLE WISE, DIVISION WISE, SUB-DIVISION WISE
STATEMENT SHOWING THE POSITION OF PENDING AUDIT NOTES /REPORTS AND UN
AUDITED ACCOUNTS MONTHS FOR THE QUARTER ENDING 06/2022 (W.E.F.01-
04-2022 TO 30-06-2022)**

I CHIEF ENGINEER (OP) NORTH DHARAMSHALA

1. OP CIRCLE KANGRA:-

OP CIRCLE KANGRA		5	5	57	96	1305
1	ED DHARAMSHALA					
Sr. No.	Name of Division/sub-Division	Settle Notes	Settle Reports	Pending audit notes	Pending audit reports	Outstanding Accounts Month
1	ESD DHARAMSHALA-I	0	0	1	5	45
2	ESD NO-II D/SHALA	0	0	1	2	30
3	ESD SIDHPUR	0	0	2	2	37
4	ESD No-III D/SHALA	0	0	2	2	56
	Total	0	0	6	11	168

2. ED BAIJNATH

1	ESD BAIJNATH	0	0	0	1	35
2	ESD CHIDHAR	0	0	0	1	28
3	ESD KUDAIL	0	0	1	1	32
4	ESD PAPROLA	0	0	0	1	27
5	ESD PANCHRUKHI	0	0	0	1	24
	TOTAL	0	0	1	5	146

3. ED KANGRA

1	ESD NO-I KANGRA.	0	1	1	1	28
2	ESD NO-II KANGRA.	0	0	0	1	25
3	ESD RANITAL	0	0	2	2	26
	TOTAL	0	1	3	4	79

4. ED PALAMPUR.

1	ESD NO-I PALAMAPUR	0	0	1	2	39
2	ESD -II PALAMPUR	0	0	4	9	56
3	ESD MARANDA	0	0	6	6	33
4	ESD BHAWARNA	0	0	2	4	36
5	ESD DAROH	0	0	1	2	46
	TOTAL	0	0	14	23	210

5. ED LAMBAGOAN.

1	ESD JAISINGHPUR	0	0	0	1	43
2	ESD ALAMPUR	0	1	1	1	44
3	ESD THURAL	0	0	3	9	53
	TOTAL	0	1	4	11	140

6 ED SAHAHPUR

1	ESD SHAHPUR	0	0	2	3	24
2	ESD RAIT	0	0	3	4	55
3	ESD LAPIANA	0	0	2	4	30
4	ESD CHARRI	1	2	1	1	45
5	ESD LUNJ	0	0	4	4	33
	TOTAL	1	2	12	16	187

Sr. No.	Name of Division/sub-Division	Settle Notes	Settle Reports	Pending audit notes	Pending audit reports	Outstanding Accounts Month
7.	ED DEHRA.					
1	ESD DEHRA	0	0	5	4	34
2	ESD PRAGPUR	0	0	0	1	35
3	ESD DADASIBA	1	1	3	1	80
4	ESD HARIPUR	0	0	2	4	36
5	ESD DALIARA	0	0	1	2	15
6	ESD SHANTLA	0	0	2	2	43
7	ESD SANSARPUR	0	0	1	6	40
	TOTAL	1	1	14	20	283
8	ED NAGROTA BAGWAN.					
1	ESD NAGROTA BAGWAN	3	0	1	3	35
2	ESD BAROH	0	0	2	2	30
3	ESD TANDA	0	0	0	1	27
	TOTAL	3	0	3	6	92
	OP CIRCLE DALHOUSIE	4	9	30	70	870
9.	ED CHAMBA					
1	ESD NO-I CHAMBA	0	0	0	3	20
2	ESD NO-II CHAMBA	0	0	1	2	39
3	ESD TISSA	0	1	1	2	27
4	ESD KOTI	0	0	2	3	21
5	ESD BHARMOUR	0	1	2	2	52
6	ESD RAKH	0	0	1	2	34
	TOTAL	0	2	7	14	193
10.	ED DALHOUSIE					
1	ESD DALHOUSIE	1	0	1	2	31
2	ESD CHAWARI	0	1	2	4	14
3	ESD BAKLOH	0	0	1	3	45
4	ESD SIHUNTA	0	0	2	3	13
5	ESD SALOONI	0	0	1	3	39
6	ESD BRANGAL	0	0	2	2	26
	TOTAL	1	1	9	17	168
11.	ED NURPUR					
1	ESD NURPUR	0	0	1	6	25
2	ESD DAMTAL	0	0	1	5	14
3	ESD GANOH	0	1	0	1	24
4	ESD SULIALI	0	0	1	3	24
	TOTAL	0	1	3	15	87
12.	ED JAWALI.					
1	ESD JAWALI.	0	0	1	3	30
2	ESD KOTLA	0	0	0	2	38
3	ESD GANGATH	0	1	0	2	24
4	ESD NAGROTA SURIAN	0	0	0	1	42
	TOTAL	0	1	1	8	134

Sr. No.	Name of Division/sub-Division	Settle Notes	Settle Reports	Pending audit notes	Pending audit reports	Outstanding Accounts Month
13. ED FATEHPUR						
1	ESD REHAN	0	0	2	5	15
2	ESD FATEHPUR	0	0	1	4	24
3	ESD RAY	3	4	1	2	34
4	ESD INDORA	0	0	0	1	44
	TOTAL	3	4	4	12	117
14. ED KILLAR						
1	ESD KILLAR	0	0	3	2	86
2	ESD SACH	0	0	3	2	85
	TOTAL	0	0	6	4	171
OP CIRCLE UNA:-						
	OP CIRCLE UNA	1	0	10	29	633
15 ED UNA						
1	ESD NO-I UNA	0	0	2	2	38
2	ESD NO-II UNA	0	0	1	2	31
3	ESD MEHTPUR	0	0	1	2	49
4	ESD SANTOKHGARH	0	0	0	1	34
5	ESD BANGANA	0	0	0	2	53
6	ESD THANAKLAN	0	0	0	2	34
	TOTAL	0	0	4	11	239
16 ED GAGRET.						
1	ESD GAGRET	0	0	0	2	33
2	ESD DAULTPUR	0	0	1	1	39
3	ESD HAROLI	1	0	0	2	29
4	ESD TAHLIWALA	0	0	2	2	33
5	ESD DULEHAR	0	0	1	2	51
6	ESD KHAD	0	0	1	2	15
	TOTAL	1	0	5	11	200
17 ED AMB.						
1	ESD AMB	0	0	1	3	52
2	ESD NEHRAN	0	0	0	1	54
3	ESD CHOWKIMINAR	0	0	2	1	38
4	ESD BHARWAIN	0	0	1	2	50
	TOTAL	0	0	1	7	194
II CHIEF ENGINEER (OP) CENTRAL ZONE MANDI						
1. (OP) CIRCLE HPSEBL BILASPUR:-						
	(OP) CIRCLE HPSEBL BILASPUR	0	1	16	43	780
1. ED BILASPUR						
1	ESD NO-I BILASPUR	0	0	0	2	44
2	ESD NO-II BILASPUR	0	0	1	1	54
3	ESD NAMOHOL	0	0	0	2	40
4	ESD GANGUWAL	0	0	0	2	56
	TOTAL	0	0	1	7	194

Sr. No.	Name of Division/sub-Division	Settle Notes	Settle Reports	Pending audit notes	Pending audit reports	Outstanding Accounts Month
2. ED GHUMARWIN.						
1	ESD NO-I GHUMARWIN	0	0	0	1	51
2	ESD NO-II.GHUMARWIN	0	0	1	2	56
3	ESD BHARARI	0	0	2	3	29
4	ESD BARTHIN	0	0	0	3	41
5	ESD TALAI	0	0	3	3	50
6	ESD JANDUTTA	0	0	3	2	38
7	ESD KANDROUR	0	0	1	2	36
	TOTAL	0	0	10	16	301
3. ED KARSOG:						
1	ESD KARSOG	0	0	0	2	42
2	ESD SERI	0	0	0	2	18
3	ESD NIHRI	0	0	0	1	24
4	ESD CHURAG	0	0	1	1	28
5	ESD CHHATRI	0	0	1	2	33
6	ESD PANGNA	0	0	0	1	22
	Total	0	0	2	9	167
4. ED SUNDERNAGAR.						
1	ESD No-I SUNDERNAGAR	0	0	1	4	18
2	ESD No- II SUDNERNAGAR	0	0	1	2	24
3	ESD NERCHOWK	0	0	0	3	36
4	ESD SLAPPER	0	1	1	2	40
	TOTAL	0	1	3	11	118
OP CIRCLE HPSEBL KULLU:-						
	OP CIRCLE HPSEBL KULLU	0	0	7	29	571
5. ED KULLU.						
1	ESD NO-I KULLU.	0	0	0	1	39
2	ESD NO-II KULLU	0	0	0	1	38
3	ESD BHUNTAR	0	0	0	4	29
4	ESD MANIKARAN	0	0	0	2	31
	TOTAL	0	0	0	8	137
6. ED THALOUT						
1	ESD NAGWAIN	0	0	0	1	36
2	ESD BANJAR	0	0	3	4	39
3	ESD LARJI	0	0	1	6	36
4	ESD BALICHOWKI	0	0	0	1	15
	TOTAL	0	0	4	12	126
7. ED MANALI.						
1	ESD NO-I MANALI	0	0	1	1	59
2	ESD KATRIAN	0	0	0	1	33
3	ESD NAGGAR	0	0	0	3	45
4	ESD NO-II MANALI	0	0	1	1	62
	TOTAL	0	0	2	6	199

10

Sr. No.	Name of Division/sub-Division	Settle Notes	Settle Reports	Pending audit notes	Pending audit reports	Outstanding Accounts Month
8. ED KEYLONG.						
1	ESD KEYLONG	0	0	0	2	48
2	ESD UDAIPUR	0	0	1	1	61
	TOTAL	0	0	1	3	109
OP CIRCLE HPSEBL MANDI:-						
	OP CIRCLE HPSEBL MAND	1	0	8	48	811
9. ED MANDI						
1	ESD NO-I MANDI	0	0	1	3	59
2	ESD NO-II MANDI	0	0	0	1	61
3	ESD SAGLOO	0	0	0	2	46
4	EDD KATULA	0	0	0	3	30
5	ESD NO III MANDI	0	0	0	1	25
6	ESD REWALSAR	0	0	0	3	36
	TOTAL	0	0	1	13	257
10. ED JOGINDERNAGAR						
1	ESD NO-I JOGINDERNAGAR	0	0	0	5	35
2	ESD MAKRERI	0	0	0	3	23
3	ESD CHAUNTRA	0	0	0	2	18
4	ESD BAROT	1	0	0	0	24
5	ESD LAD BHAROL	0	0	2	4	15
6	ESD PADHAR	0	0	0	1	45
7	ESD NO-II JOGINDER NAGAR	0	0	1	1	36
	TOTAL	1	0	3	16	196
11. ED SARKAGHAT						
1	ESD SARKAGHAT	0	0	0	1	32
2	ESD BALDWARA	0	0	0	2	38
3	ESD BHAMBLA	0	0	0	1	36
4	ESD BHADARWAR.	0	0	0	1	27
	TOTAL	0	0	0	5	133
12. ED DHARAMPUR.						
1	ESD DHARAMPUR.	0	0	0	1	38
2	ESD TIHRA	0	0	0	1	35
3	ESD SANDHOLE	0	0	0	1	25
	TOTAL	0	0	0	3	98
13. ED GOHAR.						
1	ESD GOHAR.	0	0	0	3	42
2	ESD JANJEHLI	0	0	1	4	18
3	ESD PANDOH	0	0	3	3	44
4	ESD BAGGI	0	0	0	1	23
	TOTAL	0	0	4	11	127

Sr. No.	Name of Division/sub-Division	Settle Notes	Settle Reports	Pending audit notes	Pending audit reports	Outstanding Accounts Month
OP CIRCLE HPSEBL HAMIRPUR:-						
	OP CIRCLE HPSEBL HAMIR	2	2	11	36	776
14. ED HAMIRPUR.						
1	ESD NO- I HAMIRPUR	0	0	1	1	42
2	ESD NO-II HAMIPUR	0	1	1	1	58
3	ESD No-III HAMIRPUR	0	0	2	4	45
4	ESD SUJANPUR TIHRA	0	0	1	2	54
5	ESD TOUNI DEVI	0	0	1	4	42
6	ESD KAKKAR	0	0	0	1	46
	TOTAL	0	1	6	13	287
15. ED BARSAR.						
1	ESD BARSAR	1	0	0	3	28
2	ESD GALORE	0	0	0	1	42
3	ESD BHORANJ	0	0	0	1	40
4	ESD BHOTA	0	0	1	2	22
5	ESD BHARERI	0	0	0	1	37
6	ESD BIJHARI	0	0	0	1	64
	TOTAL	1	0	1	9	233
16 ED NADAUN.						
1	ESD NADAUN	0	0	0	2	33
2	ESD DHANETA	0	0	0	1	58
3	ESD NO-I J/MUKHI	0	0	1	4	30
4	ESD NO-II J/MUKHI	0	0	2	2	30
5	ESD KHUNDIAN	0	1	1	1	47
6	ESD MAJHEEN	1	0	0	1	28
7	ESD RANGUS	0	0	0	3	30
	TOTAL	1	1	4	14	256
G.	CHIEF ENGINEER (OP)	3	3	42	156	2938
Total	CENTRAL ZONE MANDI					
III. CHIEF ENGINEER (OP) SOUTH SHIMLA:-						
(OP) CIRCLE SOLAN						
	(OP) CIRCLE SOLAN	3	16	30	52	769
1. ED PARWANOO.						
1	ESD PARWANOO	0	5	0	1	34
2	ESD KASAULI	0	0	0	1	42
3	ESD DHARAMPUR	0	2	1	2	29
	TOTAL	0	7	1	4	105
2. ED NALAGARH.						
1	ESD NO-I. NALAGARH	0	0	0	2	54
2	ESD NO.II. NALAGARH	0	2	6	6	42
3	ESD RAMSHEHER	0	0	0	1	41
4	ESD JOGON	0	0	0	1	44
5	ESD NAND	0	0	2	1	54
	TOTAL	0	2	8	11	235

Sr. No.	Name of Division/sub-Division	Settle Notes	Settle Reports	Pending audit notes	Pending audit reports	Outstanding Accounts Month
3. ED SOLAN.						
1	ESD NO-I SOLAN	0	0	2	2	33
2	ESD NO-II SOLAN	0	0	3	3	30
3	ESD NO-III SOLAN	1	1	0	1	20
4	ESD KANDAGHAT	0	1	0	5	27
5	ESD CHAIL	0	2	0	2	23
	TOTAL	1	4	5	13	133
4. ED ARKI.						
1	ESD ARKI	1	1	1	1	36
2	ESD DARLAGHAT	0	0	3	3	33
3	ESD BHUMPTI	0	0	1	1	23
4	ESD KUNIHAR	1	1	0	1	21
5	ESD SABATHU	0	0	1	2	29
	TOTAL	2	2	6	8	142
5. ED BADDI						
1	ESD BADDI	0	0	2	4	44
2	ESD GOELA	0	1	2	2	45
3	ESD BAROTIWALA	0	0	3	6	35
4	ESD MANPURA	0	0	3	4	30
	TOTAL	0	1	10	16	154
(OP) CIRCLE NAHAN						
	(OP) CIRCLE NAHAN	5	7	29	46	371
6. ED NAHAN						
1	ESD NO-I NAHAN	0	0	1	1	30
2	ESD NO-II NAHAN	0	0	2	3	14
3	ESD DADAHU	1	1	0	2	13
4	ESD BAGTHAN	2	1	1	3	23
5	ESD KALA AMB	0	0	2	6	15
	TOTAL	3	2	6	15	95
7. ED PAONTA						
1	ESD PAONTA	1	3	2	2	21
2	ESD SHILLAI	0	0	7	8	41
3	ESD SATAUN	0	0	4	6	39
4	ESD DHULA KUAN	0	0	4	5	42
5	ESD PURUWALA	0	0	1	1	27
	TOTAL	1	3	18	22	170
8. ED RAJGARH:						
1	ESD RAJGARH	0	1	1	1	29
2	ESD CHARNA	0	0	1	3	9
3	ESD NARAG	0	0	1	1	14
4	ESD SARHAN	1	1	1	2	33
5	ESD PANOG	0	0	1	2	21
	TOTAL	1	2	5	9	106

3. **OP CIRCLE HPSEBL SHIMLA:-**

OP CIRCLE HPSEBL SHIMLA	0	0	6	29	580
-------------------------	---	---	---	----	-----

9. **CITY ED SHIMLA.**

Sr. No.	Name of Division/sub-Division	Settle Notes	Settle Reports	Pending audit notes	Pending audit reports	Outstanding Accounts Month
1	ESD RIDGE SHIMLA	0	0	0	2	37
2	ESD SANJAULI	0	0	0	1	28
3	ESD BOILEUGANJ	0	0	0	1	19
4	ESD CHOTTA SHIMLA	0	0	1	2	33
5	ESD IDGAH	0	0	0	2	28
	TOTAL	0	0	1	8	145

10. **ED SHIMLA No-I**

1	ESD KHALINI	0	0	0	1	48
2	ESD JATOUGH	0	0	1	1	39
3	ESD DHALLI	0	0	0	1	38
4	ESD MASHOBRA	0	0	2	2	33
5	ESD JUNGA	0	0	1	3	29
	TOTAL	0	0	4	8	187

11 **ED SHIMLA No-II**

1	ESD MALIANA	0	0	0	1	32
2	ESD KASUMPATI	0	0	0	1	37
	TOTAL	0	0	0	2	69

12 **ED SUNI.**

1	ESD SUNI.	0	0	0	2	30
2	ESD DHAMMI	0	0	0	1	18
3	ESD JALOG	0	0	0	2	33
	TOTAL	0	0	0	5	81

13 **ED THEOG.**

1	ESD THEOG	0	0	1	2	30
2	ESD MATIANA	0	0	0	2	38
3	ESD SAINJ	0	0	0	2	30
	TOTAL	0	0	1	6	98

3. **OP CIRCLE HPSEBL RAMPUR**

OP CIRCLE HPSEBL RAMPUR	1	2	7	49	569
-------------------------	---	---	---	----	-----

14 **ED RAMPUR**

1	ESD RAMPUR	0	0	1	4	19
2	ESD NANKHARI	0	0	1	3	36
3	ESD SARAHAH	0	0	0	3	33
4	ESD TAKLETCH	0	0	0	2	44
	TOTAL	0	0	2	12	132

15 **ED KUMARSAIN**

1	ESD KUMARSAIN	0	1	0	1	30
2	ESD THANEDHAR	0	0	0	3	33
3	ESD BARAGAON	0	0	0	3	32
	TOTAL	0	1	0	7	95


Sr. No.	Name of Division/sub-Division	Settle Notes	Settle Reports	Pending audit notes	Pending audit reports	Outstanding Accounts Month
16. ED RE-CONGPEO:						
1	ESD RECONGPEO	0	0	1	5	21
2	ESD SANGLA	0	0	0	2	19
3	ESD POOH	1	0	0	2	53
4	ESD TAPRI	0	0	2	5	24
5	ESD No-III BHABANAGAR	0	1	2	4	25
	TOTAL	1	1	5	18	142
17 ED KAZA						
1	ESD KAZA	0	0	0	1	46
2	ESD TABO	0	0	0	1	47
	TOTAL	0	0	0	2	93
18. ED ANNI						
1	ESD ANNI	0	0	0	2	30
2	ESD NIRMAND	0	0	0	3	27
3	ESD NEETHER	0	0	0	2	33
4	ESD JAGATKHANA	0	0	0	3	17
	TOTAL	0	0	0	10	107
4. OP CIRCLE HPSEBL ROHROO						
	OP CIRCLE HPSEBL ROHRC	0	3	1	25	323
19 ED JUBBAL						
1	ESD JUBBAL	0	0	0	1	45
2	ESD KOTKHAI	0	1	0	2	27
3	ESD BAGHI	0	0	0	1	48
4	ESD SARSWATI NAGAR	0	0	0	1	27
5	ESD KIARI	0	0	0	1	16
	TOTAL	0	1	0	6	163
20. ED CHOPAL						
1	ESD CHOPAL	0	0	0	2	22
2	ESD NERWA	0	0	0	2	25
3	ESD KUPVI	0	0	1	2	18
	TOTAL	0	0	1	6	65
21. ED ROHROO						
1	ESD ROHROO	0	1	0	1	35
2	ESD No-I CHIRGAON	0	1	0	4	39
3	ESD No-II CHIRGAON	0	0	0	4	15
4	ESD TIKKAR	0	0	0	4	6
	TOTAL	0	2	0	13	95
G.	CHIEF ENGINEER (OP)	9	28	73	201	2612

**CHIEF ENGINEER WISE, CIRCLE WISE, DIVISION WISE, SUB-DIVISION WISE
STATEMENT SHOWING THE POSITION OF PENDING AUDIT NOTES /REPORTS AND UN
AUDITED ACCOUNTS MONTHS FOR THE QUARTER ENDING 06/2022. (W.E.F.
01-04-22 TO 30-06-2022)**

1	OP CIRCLE KANGRA	5	5	57	96	1305
2	OP CIRCLE DALHOUSIE	4	9	30	70	870
3	OP CIRCLE UNA	1	0	10	29	633
4	OP CIRCLE BILASPUR	0	1	16	43	780
5	OP CIRCLE KULLU	0	0	7	29	571
6	OP CIRCLE MANDI	1	0	8	48	811
7	OP CIRCLE HAMIRPUR	2	2	11	36	776
8	OP CIRCLE SOLAN	3	16	30	52	769
9	OP CIRCLE NAHAN	5	7	29	46	371
10	OP CIRCLE SHIMLA	0	0	6	29	580
11	OP CIRCLE RAMPUR	1	2	7	49	569
12	OP CIRCLE ROHROO	0	3	1	25	323
	Grand Total	22	45	212	552	8358

**CHIEF ENGINEER WISE ABSTRACT OF PENDING AUDIT NOTE AUDIT REPORT AND
BALANCE PENDING ACCOUNT MONTH FOR THE QUARTERLY ENDING 06/2022 WEF. 01-
04-2022 TO 30-06-2022.**

Sr. No.	Name of Chief Engineer	Settle Notes	Settle Reports	Pending Audit Note	Pending Audit Reports	Outstanding Accounts Month
1	CHIEF ENGINEER (OP) NORTH DHARAMSHALA	10	14	97	195	2808
2	CHIEF ENGINEER (OP) CENTRAL ZONE MANDI	3	3	42	156	2938
3	CHIEF ENGINEER (OP) SOUTH SHIMLA	9	28	73	201	2612
	G. TOTAL	22	45	212	552	8358


(Vijay K. Kishore)
Chief Engineer (Comm)
NDA Wing, HPSEBL, Shimla