


HIMACHAL PRADESH STATE ELECTRICITY BOARD LIMITED

(A State Govt. undertaking)


ST



Registered office:
(CIN):
GST No.
Telephone No.
Website address
Email:



Vidyut Bhawan, HPSEBL, Shimla-171004(H.P)
U40109HP2009SGC31255
2 AACCH4894EHZB
0177-2803600 2801675 (Office) 2658984(Fax)
www.hpsebl.com
cmd@hpsebl.in & directorfa@hpsebl.in



No. HPSEBL/F&A/Comm/4th Quarter Review/2023-24- **2266-2616** Dated: **27-7-2023**

To

The Chief Engineer, (Op) North,
HPSEBL, Dharamshala, Kangra

The Chief Engineer, (Op) CZ,
HPSEBL, Mandi

The Chief Engineer, (Op) South,
HPSEBL, Shimla

Sub: "Quarterly Review Note on the Internal Audit of Consumers' Accounts (w.e.f. 01.01.23 to 31.03.23) i.e. 4th Quarter of FY 2022- 23"

Sirs,

"Jai Hind"

In this context, it is informed that 60Nos. (E) Sub-Divisions were inspected/audited by 32 Nos Internal Audit Parties, covering 720 accounts w.e.f. 01.01.23 to 31.03.23 and following shortcomings were noticed and the same were discussed in details by the respective Internal Auditors with the concerned Assistant Engineers/Asstt Executive Engineers. All short assessment amount, as pointed out by the IAs, were further accepted by all the concerned Assistant Engineers/Asstt Executive Engineers and the same was to be charged to the accounts of respective consumers through Sundry Charges and Allowances register for effecting recoveries.

S N	Description	Period	CE (Op) North D/Shala	CE (Op) CZ Mandi	CE (Op) South Shimla	Total	Remark
1	Short Assessment detected	01.01.23 to 31.03.23	₹8,22,09,155	₹4,58,62,532	₹5,48,32,553	₹18,29,04,240	Anx-A
2	Locked Premises	01.01.23 to 31.03.23	864	926	54	1844	Anx-A
3	Defective/ dead stop & burnt meters	01.01.23 to 31.03.23	4873	1216	414	6503	Anx-A
4	Fictitious readings	01.01.23 to 31.03.23	--	--	--	--	Anx-A
5	Delayed Billing (In Nos.)	01.01.23 to 31.03.23	--	--	56	56	Anx-A
6	Non- Verification of service	01.01.23 to 31.03.23	22	29	--	51	Anx-A

Commercial Section, Room No 208, 2nd Floor, F&A Wing, HPSEBL, Vidyut Bhawan, Shimla-4

commsectionhpsebl@gmail.com

Sr. EE/ASE (IT-I)

Sr. EE/ASE (IT-II)

-II

27/07/23

ACC-CLASS

Stamp: Dy. No. 10993231, Date 27/07/23, HPSEBL Vidyut Bhawan, Shimla-4


S N	lengths (In Nos.) Description	Period	CE (Op) North D/Shala	CE (Op) CZ Mandi	CE (Op) South Shimla	Total	Remark
7	Pending Audit Notes (In Nos.)	01.01.23 to 31.03.23	26	41	9	76	Anx-A
8	Pending Audit Reports (In Nos.)	01.01.23 to 31.03.23	50	62	26	138	Anx-A
9	Permanent Defaulting Amount	01.01.23 to 31.03.23	₹1,40,42,993	₹74,26,073	₹ 10,84,03,682	₹12,98,72,748	Anx-B
10	Current/Run ning Defaulting Amount	01.01.23 to 31.03.23	₹15,24,47,818	₹11,45,75,036	₹18,52,57,781	₹45,22,80,635	Anx-B
11	Total Pending Audit Notes (In Nos.)	Ending 03/2023	89	47	80	216	Anx-C
12	Total Pending Audit Reports (In Nos.)	Ending 03/2023	191	214	203	608	Anx-C
13	Position of un Audited Accounts Months. (In Nos.)	Ending 03/2023	2736	3753	2568	9057	Anx-C
14	Out-Standing arrears of revenue as on 31.03.2023	01.01.23 to 31.03.23	₹ 73,50,67,305	₹68,78,06,189	₹ 1,54,06,54,148	₹296.35Crore	Anx-D

Since financial position of HPSEBL is not good, it is requested that sincere efforts may be made and field units under your control be directed to recover the outstanding amount in a continuous manner to bring the same to bare minimal amount. Necessary action as per Electricity Act 2003 and Sales Manual instruction No 38 should be taken to avoid consumer litigation by effecting TDCO/PDCO well in time. Recoveries of pending defaulter(s) amount, if required, should be initiated by debiting the defaulting amount in the energy bill of other premise(s) which is in the name of same defaulter.

Being revenue matter the same be assigned top priority please


DA: As Above

Yours faithfully


(Arjun Singh Thakur)
Chief Auditor,
F&A Wing, HPSEBL, Shimla

Copy along with its enclosures (Annexure-'A' to 'D') is forwarded for information and necessary action:

- 1) The Sr. Private Secretary to the worthy Managing Director/Director (F&A)/Director (Op)/Executive Director (Pers), HPSEBL, Vidyut Bhawan, Shimla-4, for kind information of worthy Managing Director/Director (F&A)/Director (Op)/Executive Director (Pers) please
- 2) The Chief Engineer (Commercial), HPSEBL, Vidyut Bhawan, Shimla- 4
- 3) The Superintending Engineer (IT), HPSEBL, Vidyut Bhawan, Shimla-4, with a request to upload the letter in HPSEBL Website.
- 4) The Superintending Engineer, (Op) Circle, HPSEBL, Shimla, Solan, Nahan, Rohroo, Rampur, Una, Hamirpur, Dalhousie, Kangra, Mandi, Bilaspur & Kullu
- 5) All the Sr Executive Engineers working under HPSEBL
- 6) The Chief Accounts Officer, F&A Wing, HPSEBL, Vidyut Bhawan, Shimla
- 7) The Sr Audit Officer, AMG- II, HQ- I, HPSEBL, Vidyut Bhawan, Shimla
- 8) Accounts Officer (WA- HQ)/Accounts Officer (Comp)/Accounts Officer (Cord.), HPSEBL, Vidyut Bhawan, Shimla
- 9) All the Assistant Accounts Officer working in (Op) Circles
- 10) All the Assistant Engineers/Assistant Executive Engineers working under Operation Wings of HPSEBL, for information and taking necessary action to recover all outstanding amount in a continuous manner to bring it down to bare minimal amount. They should exercise prescribed checks on consumers accounts regularly, so that bills are correctly issued to the consumers and correct & timely payment is realized
- 11) All the Internal Auditors under Commercial Section, HPSEBL, F&A Wing, Shimla


(Arjun Singh Thakur)
Chief Auditor,
F&A Wing, HPSEBL, Shimla

Annexure-A														
ELECT. SUB-DIVISION WISE POSITION OF SHORT COMINGS DURING THE QUARTER ENDING 01-01-23 to 31.03.2023														
Sr. No.	Name of Division/Sub Division	Date of Visit.	A/C month audited	Short Assessment		Permanent defaulting amount	Running defaulting amount	Locked premises	Cases of dead stop/ defected meters	Fictitious/ minus reading	Delayed Billing	Service length	Pending Audit Note	Pending Audit Report
				Detected	Accepted									
1	2	3	4	5	6	7	8	9	10	11	12	13	14	16
CHIEF ENGINEER (OP) NORTH DHARAMSHALA														
1	ED Amb													
1	ESD Nehrian	02-01-23 to 10-02-23	04/21 to 03/22	2,557,490	2557490	4,041	902,458	14	11	0	0	0	0	2
2	ESD Bharwain	13-02-23 to 31-03-23	4/21 to 03/22	2,587,429	2587429	-	745,465	14	11	0	0	0	0	1
	TOTAL			5,144,919	5,144,919	4,041	1,647,923	28	22	-	-	-	-	3
2	ED Dharamshala													
1	ESD No. II D/Shalla	15-09-22 to 11-11-22	04/21 to 03/22	4,915,240	4,915,240	-	5,545,909	34	54	0	0	0	1	1
2	ESD Sidhpur	25-11-22 to 31-01-23	04/21 to 03/22	1,447,099	1,447,099	18,246	3,268,473	20	17	0	0	0	1	2
	Total			6,362,339	6,362,339	18,246	8,814,382	54	71	-	-	-	2	3
3	ED Shahpur													
1	ESD Lapiana	14-11-22 to 12-12-22	4/21 to 3/22	2,213,302	2,213,302	103,240	2,295,672	25	26	0	0	0	2	3
2	ESD Shahpur	13-12-22 to 20-01-23	04/21 to 03/22	1,315,891	1,315,891	3,004	1,606,091	30	36	0	0	0	2	4
3	ESD Rait	11-01-23 to 28-2-23	04/20 to 03/21	6,574,127	6,574,127	147,549	6,603,697	41	0	0	0	0	1	3
	TOTAL			10,103,320	10,103,320	253,793	10,505,460	96	62	-	-	-	5	10
4	ED Nagrota Bagwan													
1	ESD Tanda	1-02-23 to 28-02-23	04/21 to 03/22	581,648	581,648	-	880,473	24	19	0	0	0	1	1
	TOTAL			581,648	581,648	-	880,473	24	19	-	-	-	1	1
5	ED Fatehpur													
i	ESD Rey	04-02-23 to 18-03-23	04/21 to 03/22	12,135,741	12,135,741	119,128	67,007,233	18	3110	0	0	0	2	3
	TOTAL			12,135,741	12,135,741	119,128	67,007,233	18	3,110	-	-	-	2	3
6	ED Chamba													
i	ESD Tissa	21-12-22 to 31-01-23	04/21 to 3/22	1,774,643	1,774,643	7,600	4,545,319	139	462	0	0	0	2	3
2	ESD Gehra	10-02-23 to 10-03-23	04/21 to 03/22	7,465,648	7,465,648	560,734	2,382,876	8	338	0	0	0	0	2
	Total			9,240,291	9,240,291	568,334	6,928,195	147	800	-	-	-	2	5
7	ED Dalhousie													
i	ESD Bakloh	12-02-22 to 07-01-23	04/21 to 03/22	4,217,931	4,217,931	3,048	499,447	0	27	0	0	6	1	2
	TOTAL			4,217,931	4,217,931	3,048	499,447	-	27	-	-	6	1	2

Sr. No.	Name of Division/Sub Division	Date of Visit.	A/C month audited	Short Assessment		Permanent defaulting amount	Running defaulting amount	Locked premises	Cases of dead stop/ defected meters	Fictitious/ minus reading	Delayed Billing	Service length	Pending Audit Note	Pending Audit Report	Annexure-A
				Detected	Accepted										
1	2	3	4	5	6	7	8	9	10	11	12	13	14	16	
8	ED Gagret														
1	ESD Dulehar	21-12-22 to 07-01-23	04/21 to 03/22	1,563,471	1,563,471	6,216,163	8,395,768	10	15	0	0	0	0	2	
2	ESD Khad	09-01-23 to 20-02-23	04/21 to 03/22	942,545	942,545	61,153	3,335,732	0	25	0	0	0	0	2	
	Total			2,506,016	2,506,016	6,277,316	11,731,500	10	40	-	-	-	-	2	
9	ED Dehra														
i	ESD Pragpur	24-11-22 to 11-01-23	04/21 to 03/22	2,366,069	2,366,069	-	1,236,470	10	17	0	0	0	1	2	
	Total			2,366,069	2,366,069	-	1,236,470	10	17	-	-	-	-	1	
10	ED Jawali														
i	ESD kotla	26-11-22 to 31-01-23	04/21 to 03/22	7,310,500	7,310,500	-	8,868,968	0	0	0	0	0	0	1	
	Total			7,310,500	7,310,500	-	8,868,968	-	-	-	-	-	-	-	
11	ED Palampur														
i	ESD Maranda	10-10-22 to 30-11-22	04/21 to 03/22	11,364,064	11,364,064	2,298,410	11,734,618	18	14	0	0	12	7	6	
2	No. I Palampur	01-12-22 to 21-01-23	04/21 to 03/22	6,367,362	6,367,362	3,962,019	8,967,505	19	16	0	0	4	2	5	
	Total			17,731,426	17,731,426	6,260,429	20,702,123	37	30	-	-	16	9	11	
12	ED Bagnath														
i	ESD Kudail	29-08-22 to 19-9-22	04/21 to 03/22	289,836	289,836	1,356	2,060,040	150	80	0	0	0	1	1	
2	ESD Paprola	20-09-22 to 02-11-22	04/21 to 03/22	450,865	450,865	22,885	1,444,680	142	162	0	0	0	0	2	
3	ESD Chadhiar	03-11-22 to 09-12-22	04/21 to 03/22	671,463	671,463	-	517,955	129	418	0	0	0	0	1	
	Total			1,412,164	1,412,164	24,241	4,022,675	421	660	-	-	-	1	4	
13	ED Una														
i	ESD No II Una	09-1-23 to 10-02-23	04/21 to 03/22	2,067,526	2,067,526	82,102	3,120,080	8	8	0	0	0	0	1	
2	ESD No. I Una	11-02-23 to 21-03-23	04/21 to 03/21	1,029,265	1,029,265	432,315	6,482,889	11	17	0	0	0	2	2	
	Total			3,096,791	3,096,791	514,417	9,602,969	19	25	-	-	-	2	3	
	G. Total			82,209,155	82,209,155	14,042,993	152,447,818	864	4,883	-	-	22	28	53	

Sr. No.	Name of Division/Sub Division	Date of Visit.	A/C month audited	Short Assessment		Permanent defaulting amount	Running defaulting amount	Locked premises	Cases of dead stop/ defected meters	Fictitious/ minus reading	Delayed Billing	Service length	Pending Audit Note	Pending Audit Report	Annexure-A	
				Detected	Accepted											
				5	6		8								14	16
1	ED Jawalamukhi															
i	ESD Jawalamukhi No. I	12-1-23 to 10-2-23	04/21 to 03/22	454,505	454,505	513,573	3,052,191	17	14	0	0	0	2	4		
2	ESD Jawalamukhi No. II	13-02-23 to 06-04-23	04/21 to 03/22	1,275,426	1,275,426	-	300,999	9	15	0	0	0	2	1		
	Total			1,729,931	1,729,931	513,573	3,353,190	26	29	-	-	-	4	5		
2	ED Sarkaghat															
i	ESD Baldware	1-12-22 to 10-1-23	4/21 to 03/22	2,984,831	2,984,831	24,727	882,046	12	10	0	0	0	0	2		
	Total			2,984,831	2,984,831	24,727	882,046	12	10	-	-	-	-	2		
3	ED Ghumarwin															
i	ESD Talai	1-12-22 to 10-01-23	04/21 to 03/22	250,673	250,673	517,566	1,342,610	13	19	0	0	12	1	3		
2	ESD Berthin	11-01-23 to 25-02-2023	04/21 to 03/22	3,874,647	3,874,647	158,485	2,092,765	9	20	0	0	17	0	3		
	Total			4,125,320	4,125,320	676,051	3,435,375	22	39	-	-	29	1	6		
4	ED Kullu															
i	ESD Bhunter	19-12-22 to 24-03-23	04/21 to 03/22	8,460,143	8,460,143	2,422,640	15,812,724	0	732	0	0	0	0	5		
	Total			8,460,143	8,460,143	2,422,640	15,812,724	-	732	-	-	-	-	5		
5	ED Jogindernagar															
i	ESD No. I Jogindernagar	2-01-23 to 24-01-23	04/21 to 03/22	527,484	527,484	2,296	626,021	0	15	0	0	0	1	2		
2	ESD No. II Jogindernagar	27-1-23 to 25-03-23	04/21 to 03/22	442,247	442,247	236,319	1,007,854	0	20	0	0	0	0	4		
	Total			969,731	969,731	236,615	1,633,875	-	35	-	-	-	1	6		
6	ED Mandi															
i	ESD No. I Mandi	19-10-22 to 31-12-22	04/21 to 03/22	2,284,987	2,284,987	2,141,617	9,243,935	0	0	0	0	0	1	4		
2	ESD No. II Mandi	1-1-23 to 04-02-23	04/21 to 03/22	418,568	418,568	-	2,331,369	0	0	0	0	0	0	2		
3	ESD No. III Mandi	22-12-22 to 31-01-23	04/21 to 03/22	334,112	334,112	69,864	2,567,919	8	18	0	0	0	1	1		
	Total			3,037,667	3,037,667	2,211,481	14,143,223	8	18	-	-	-	2	7		
7	ED Gohar															
1	ESD Pandoh	06-02-23 to 07-03-23	04/21 to 03/22	1,949,680	1,949,680	471,603	11,146,351	-	-	-	-	-	3	3		
	Total			1,949,680	1,949,680	471,603	11,146,351	-	-	-	-	-	3	3		
8	ED Karsog															
i	ESD Karsog	02-01-23 to 10-2-23	04/21 to 03/22	2,819,501	2,819,501	6,759	2,073,048	700	138	0	0	0	0	1		
2	ESD Seri	13-02-23 to 28-02-23	04/21 to 03/22	1,390,496	33,212	-	862,246	103	103	0	0	0	0	2		
	TOTAL			4,209,997	2,852,713	6,759	2,935,294	803	241	-	-	-	-	3		
9	ED Nadaun															
i	ESD Rangus	5-12-22 to 7-1-23	04/21 to 03/22	3,422,472	3,422,472	13,257	2,997,036	0	17	0	0	0	0	3		
	Total			3,422,472	3,422,472	13,257	2,997,036	-	17	-	-	-	-	3		
10	ED Barsar															
	ESD Barsar	09-1-23 to 10-03-23	04/21 to 03/22	7,666,220	7,666,220	714,665	6,716,623	43	52	0	0	0	0	2		
	TOTAL			7,666,220	7,666,220	714,665	6,716,623	43	52	0	0	0	0	2		

Sr. No.	Name of Division/Sub Division	Date of Visit.	A/C month audited	Short Assessment		Permanent defaulting amount	Running defaulting amount	Locked premises	Cases of dead stop/ defected meters	Fictitious/ minus reading	Delayed Billing	Service length	Pending Audit Note	Pending Audit Report	Annexure-A	
				Detected	Accepted											
1		2	3	4	5	6	7	8	9	10	11	12	13	14	15	16
11	ED Sundernagar															
1	ESD No. II Sundernagar	1-02-23 to 13-03-23	04/21 to 03/22	1,327,310	1,327,310	132,702	40,670,666	12	15	0	0	0	1	2		
	Total			1,327,310	1,327,310	132,702	40,670,666	12	15	-	-	-	1	2		
12	ED Thalout	10/2/23														
1	ESD Balichowki	10-01-23 to 03-12-22	04/21 to 03/22	861,244	861,244	-	3,912,670	0	11	0	0	0	0	1		
2	ESD Largi	06-03-23 to 31-03-23	04/21 to 03/22	3,343,566	3,343,566	-	4,207,084	0	10	0	0	0	1	6		
	Total			4,204,810	4,204,810	-	8,119,754	-	21	-	-	-	1	7		
13	ED Dharampur															
1	ESD Sandhole	13-02-23 to 04-03-23	04/21 to 03/22	1,774,420	1,774,420	-	2,728,879	0	7	0	0	0	0	1		
	Total			1,774,420	1,774,420	-	2,728,879	-	7	-	-	-	-	1		
	G. Total			45,862,532	44,505,248	7,426,073	114,575,036	926	1,216	-	-	29	13	52		

Sr. No.	Name of Division/Sub Division	Date of Visit.	A/C month audited	Short Assessment		Permanent defaulting amount	Running defaulting amount	Locked premises	Cases of dead stop/ defected meters	Fictitious/ minus reading	Delayed Billing	Service length	Pending Audit Note	Pending Audit Report
				Detected	Accepted									
1	2	3	4	5	6	7	8	9	10	11	12	13	14	16
CHIEF ENGINEER (OP) SOUTH SHIMLA														
1	ED Poanta													
i	ESD Dhaula Kaun	20-12-22 to 10-02-23	04/21 to 03/22	13,922,441	13,922,441	89,293,466	58,419,164	0	30	0	16	0	3	3
	Total			13,922,441	13,922,441	89,293,466	58,419,164		30	-	16	-	3	3
2	ED Solan													
i	ESD Subathu	1-12-22 to 31-12-22	04/21 to 03/22	9,498,804	9,498,804	21,101	8,892,421	12	20	0	0	0	1	1
2	ESD Solan No. III	02-01-23 to 25-03-23	04/21 to 03/22	10,368,082	10,368,082	546,046	23,191,482	11	21	0	0	0	1	1
3	ESD No. II Solan	02-01-23 to 28-02-23	04/20 to 03/22	4,724,404	4,724,404	562,997	6,947,574	8	124	0	0	0	2	2
	TOTAL			24,591,290	24,591,290	1,130,144	39,031,477	31	165	-	-	-	4	4
3	ED City													
i	ESD Sanjoui	19-12-22 to 28-02-23	04/21 to 03/22	2,873,493	2,873,493	2,311,705	19074019	14	0	0	0	0	0	1
2	ESD Chota Shimla	2-01-23 to 17-02-23	04/21 to 03/22	1,167,980	1,167,980	6,846,224	15922154	0	0	0	0	0	1	2
3	ESD Boiluganj	27-02-23 to 30-04-23	04/21 to 03/22	1,159,998	1,159,998	1,506,242	4539058	0	0	0	0	0	0	1
	Total			5,201,471	5,201,471	10,664,171	39,535,231	14	-	-	-	-	1	4
4	ED Suni													
i	ESD Jalog	15-12-22 to 31-12-22	04/21 to 03/22	499,249	499,249	10,488	152,674	9	0	0	0	0	0	1
	Total			499,249	499,249	10,488	152,674	9	-	-	-	-	-	1
5	ED Kumarsain													
i	ESD Kumarsain	02-01-23 to 25-02-23	04/21 to 03/22	2,001,362	2,001,362	5,087	551,889	0	0	0	0	0	0	0
	TOTAL			2,001,362	2,001,362	5,087	551,889	0	0	0	0	0	0	0
6	ED Chopal													
i	ESD Nerwa	28-11-22 to 6-01-23	04/21 to 03/22	2,457,709	2,457,709	1,082,892	20,280,391	0	43	0	40	0	0	3
	Total			2,457,709	2,457,709	1,082,892	20,280,391	0	43	0	40	0	0	3
7	ED Jubbal													
i	ESD Baghi	07-01-23 to 31-01-23	04/21 to 03/22	835,371	835,371	-	407,779	0	25	0	0	0	0	0
2	ESD Kiari	01-02-23 to 17-02-23	04/21 to 03/22	488,754	488,754	7,269	501,727	0	24	0	0	0	0	0
3	ESD Sarswatnagar	20-02-23 to 25-03-23	04/21 to 03/22	1,389,927	1,389,927	1,492,489	4,960,064	0	45	0	0	0	0	0
	Total			2,714,052	2,714,052	1,499,758	5,869,570	-	94	-	-	-	-	1
8	ED Theog													
i	ESD Matiana	02-01-23 to 31-01-23	04/21 to 03/22	588,362	588,362	310,835	1,949,186	0	11	0	0	0	0	3
2	ESD Theog	01-02-23 to 25-03-23	04/21 to 3/22	762,597	762,597	690,282	9,058,019	0	14	0	0	0	1	2
	ESD Sainj	13-02-23 to 25-03-23	04/21 to 03/22	1,365,896	1,365,896	2,325,773	6,847,514	0	29	0	0	0	0	1
	Total			2,716,855	2,716,855	3,326,890	17,854,719	-	54	-	-	-	1	6
9	ED Rampur													
i	ESD Sarahan	01-02-23 to 10-02-23	04/21 to 03/22	728,124	728,124	1,390,786	3,562,666	0	28	0	0	0	0	4
	Total			728,124	728,124	1,390,786	3,562,666	-	28	-	-	-	-	4
	G. Total			54,832,553	54,832,553	108,403,682	185,257,781	54	414	-	56	-	9	26
	All chief total			182,904,240	181,546,956	129,872,748	452,280,635	1,844	6,513	-	56	51	50	131

03/2023

ANNEXURE -A


QUARTERLY REVIEW NOTE ON THE INTERNAL AUDIT OF CONSUMERS ACCOUNTS FOR THE QUARTER ENDING
(W.E.F.01.1.23 to 31.03.23)

Sr. No.	Name of Division	No. of Sub Divisions audited	Account months audited	Short Assessment			Permanent Defaulter amount	Running defaulting amount	Locked premises	Cases of dead stop/defect ed meters	Cases of minus & fictitious meter readings	Cases of delayed billing	Case of service length not verified	Pending audit Notes	Pending audit Reports
				Detected	Accepted	un-Accepted									
1	2	3	4	5	6		7	8	9	10	11	12	13	14	15
CHIEF ENGINEER (OP) NORTH, DHARAMSHALA															
1	ED Amb	2	24	5,144,919	5,144,919	-	4,041	1,647,923	28	12	0	0	0	0	3
2	ED D/Shala	2	24	6,362,339	6,362,339	-	18,246	8,814,382	54	71	0	0	0	2	3
3	ED Shahpur	3	36	10,103,320	10,103,320	-	253,793	10,505,460	96	62	0	0	0	3	7
4	ED Nagrota Bagwan	1	12	581,648	581,648	-	-	880,473	24	19	0	0	0	1	1
5	ED Fetehpur	1	12	12,135,741	12,135,741	-	119,128	67,007,233	18	3110	0	0	0	2	3
6	ED Chamba	2	24	9,240,291	9,240,291	-	568,334	6,928,195	147	800	0	0	0	2	5
7	ED Dalhousie	1	12	4,217,931	4,217,931	-	3,048	499,447	0	27	0	0	6	1	2
8	ED Gagret	2	24	2,506,016	2,506,016	-	6,277,316	11,731,500	10	40	0	0	0	2	5
9	ED Dehra	1	12	2,366,069	2,366,069	-	-	1,236,470	10	17	0	0	0	1	2
10	ED Jawali	1	12	7,310,500	7,310,500	-	-	8,868,968	0	0	0	0	0	0	1
11	ED Palampur	2	24	17,731,426	17,731,426	-	6,260,429	20,702,123	37	30	0	0	16	9	11
12	ED Baijnath	3	36	1,412,164	1,412,164	-	24,241	4,022,675	421	660	0	0	0	1	4
13	ED Una	2	24	3,096,791	3,096,791	-	514,417	9,602,969	19	25	0	0	0	2	3
	TOTAL	23	276	82209155	82209155	0	14042993	152447818	864	4873	0	0	22	26	50
CHIEF ENGINEER CENTER ZONE MANDI															
1	ED Jawala ji	2	24	1,729,931	1,729,931	-	513,573	3,353,190	26	29	0	0	0	4	5
2	ED Sarkaghat	1	12	2,984,831	2,984,831	-	24,727	882,046	12	10	0	0	0	0	2
3	ED Ghumarwin	2	24	4,125,320	4,125,320	-	676,051	3,435,375	22	39	0	0	29	29	16
4	ED kullu	1	12	8,460,143	8,460,143	-	2,422,640	15,812,724	0	732	0	0	0	0	5
5	ED Jogindernagar	2	24	969,731	969,731	-	238,615	1,633,875	0	35	0	0	0	1	6
6	ED Mandi	3	36	3,037,667	3,037,667	-	2,211,481	14,143,223	8	18	0	0	0	2	7
7	ED Gohar	1	12	1,949,680	1,949,680	-	471,603	11,146,351	0	0	0	0	0	3	3
8	ED Karsog	2	24	4,209,997	2,852,713	1,357,284	6,759	2,935,294	803	241	0	0	0	0	3
9	ED Nadaun	1	12	3,422,472	3,422,472	-	13,257	2,997,036	0	17	0	0	0	0	3
10	ED Barsar	1	12	7,666,220	7,666,220	-	714,665	6,716,623	43	52	0	0	0	0	2
11	ED Sundernagar	1	12	1,327,310	1,327,310	-	132,702	40,670,666	12	15	0	0	0	1	2
12	ED Thalout	2	24	4,204,810	4,204,810	-	-	8,119,754	0	21	0	0		1	7
13	ED Dharampur	1	12	1,774,420	1,774,420	-	-	2,728,879	0	7	0	0		0	1
	TOTAL	20	240	45862532	44505248	1357284	7426073	114575036	926	1216	0	0	29	41	62

Sr. No.	Name of Division	No. of Sub Divisions audited	Account months audited	Short Assessment			Permanent Defaulter amount	Running defaulting amount	Locked premises	Cases of dead stop/defected meters	Cases of minus & fictitious meter readings	Cases of delayed billing	Case of service length not verified	Pending audit Notes	Pending audit Reports
				Detected	Accepted	un-Accepted									
1	2	3	4	5	6		7	8	9	10	11	12	13	14	15
CHIEF ENGINEER (OP) SOUTH, SHIMLA-4															
1	ED Paonta	1	12	13,922,441	13,922,441	-	89,293,466	58,419,164	0	30	0	16	0	3	3
2	ED Solan	3	36	24,591,290	-24,591,290	-	1,130,144	39,031,477	31	165	0	0	0	4	4
3	ED City Division	3	36	5,201,471	5,201,471	-	10,664,171	39,535,231	14	0	0	0	0	1	4
4	ED Suni	1	12	499,249	499,249	-	10,488	152,674	9	0	0	0	0	0	1
5	ED Kumarsain	1	12	2,001,362	2,001,362	-	5,087	551,889	0	0	0	0	0	0	0
6	ED Chopal	1	12	2,457,709	2,457,709	-	1,082,892	20,280,391	0	43	0	40	0	0	3
7	ED Jubbal	3	36	2,714,052	2,714,052	-	1,499,758	5,869,570	0	94	0	0	0	0	1
8	ED Theog	3	36	2,716,855	2,716,855	-	3,326,890	17,854,719	0	54	0	0	0	1	6
9	ED Rampur	1	12	728,124	728,124	-	1,390,786	3,562,666	0	28	0	0	0	0	4
	TOTAL	17	204	54,832,553	54,832,553	-	108403682	185257781	54	414	0	56	0	9	26

1	C.E.(OP) HPSEBL, North Dharamshala	23	276	82209155	82209155	0	14042993	152447818	864	4873	0	0	22	26	50
2	C.E.(OP) CZ HPSEBL, Mandi.	20	240	45862532	44505248	1357284	7426073	114575036	926	1216	0	0	29	41	62
3	C.E(OP)HPSEBL South, Shimla-4.	17	204	54832553	54832553	0	108403682	185257781	54	414	0	56	0	9	26
	TOTAL	60	720	182,904,240	181,546,956	1,357,284	129,872,748	452,280,635	1844	6503	0	56	51	76	138

Note: In the Report of 04/21 to 03/22 i.r.o. AE, ESD, Seri para No. 7 (H.M No.11) for amounting to ₹ 13,57,284 is not accepted by the conser ned AE.



CHIEF ENGINEER (OP) SOUTH, SHIMLA-4

Chief Engineer-wise/Division-wise Statement showing the position of Running Defaulting Amount & Permanent Defaulting Amount for the quarter ending 03/23 w.e.f. (01.1.23 to 31.03.2023).

Chief Engineer (OP) North Dharmshala.

Sr. No.	Name of Division.	Permanent defaulting amount.	Running defaulting amount.	Total
1	ED Amb	4,041	1,647,923	1,651,964
2	ED D/Shala	18,246	8,814,382	8,832,628
3	ED Shahpur	253,793	10,505,460	10,759,253
4	ED Nagrota Bagwan	-	880,473	880,473
5	ED Fetehpur	119,128	67,007,233	67,126,361
6	ED Chamba	568,334	6,928,195	7,496,529
7	ED Dalhousie	3,048	499,447	502,495
8	ED Gagret	6,277,316	11,731,500	18,008,816
9	ED Dehra	-	1,236,470	1,236,470
10	ED Jawali	-	8,868,968	8,868,968
11	ED Palampur	6,260,429	20,702,123	26,962,552
12	ED Baijnath	24,241	4,022,675	4,046,916
13	ED Una	514,417	9,602,969	10,117,386
	Total	14042993	152447818	166,490,811

Chief Engineer (CZ) Mandi


Sr. No.	Name of Division	Permanent Defaulting Amount	Running Defaulting Amount	Total
1	ED Jawala ji	513,573	3,353,190	3,866,763
2	ED Sarkaghat	24,727	882,046	906,773
3	ED Ghumarwin	676,051	3,435,375	4,111,426
4	ED kullu	2,422,640	15,812,724	18,235,364
5	ED Jogindernagar	238,615	1,633,875	1,872,490
6	ED Mandi	2,211,481	14,143,223	16,354,704
7	ED Gohar	471,603	11,146,351	11,617,954
8	ED Karsog	6,759	2,935,294	2,942,053
9	ED Nadaun	13,257	2,997,036	3,010,293
10	ED Barsar	714,665	6,716,623	7,431,288
11	ED Sundernagar	132,702	40,670,666	40,803,368
12	ED Thalout	-	8,119,754	8,119,754
13	ED Dharampur	-	2,728,879	2,728,879
	TOTAL	7,426,073	114,575,036	122,001,109

Chief Engineer (Op) South Shimla

Sr. No.	Name of Division	Permanent Defaulting Amount	Running Defaulting Amount	Total
1	ED Paonta	89,293,466	58,419,164	147,712,630
2	ED Solan	1,130,144	39,031,477	40,161,621
3	ED City Division	10,664,171	39,535,231	50,199,402
4	ED Suni	10,488	152,674	163,162
5	ED Kumarsain	5,087	551,889	556,976
6	ED Chopal	1,082,892	20,280,391	21,363,283
7	ED Jubbal	1,499,758	5,869,570	7,369,328
8	ED Theog	3,326,890	17,854,719	21,181,609
9	ED Rampur	1,390,786	3,562,666	4,953,452
	TOTAL	108,403,682	185,257,781	293,661,463

THE CHIEF ENGINEERWISE ABSTRACT FOR OUT-STANDING ARREAR OF REVENUE INTIMATED BY THE INTERNAL AUDIT PARTIES IN RESPECT OF AUDITED UNITS FOR THE QUARTER ENDING 03/23 W.E.F (01-01-23 to 31-03-2023).

Sr. No.	Name of Chief Engineer	Permanent defaulting amount	Running defaulting amount.	Total
1	C.E. (OP) North Dharmshala	14,042,993	152,447,818	166,490,811
2	C.E. (OP) Central Zone Mandi	7,426,073	114,575,036	122,001,109
3	C.E. (OP) South Shimla-4.	108,403,682	185,257,781	293,661,463
	TOTAL	129,872,748	452,280,635	582,153,383


Sr. Engineer (Comm)
P.O. W.P. 10501, Shimla

CHIEF ENGINEER WISE, CIRCLE WISE, DIVISION WISE, SUB-DIVISION WISE STATEMENT SHOWING THE POSITION OF PENDING AUDIT NOTES /REPORTS AND UN AUDITED ACCOUNTS MONTHS FOR THE QUARTER ENDING 03/2023 (W.E.F.01-1-2023 TO 31-03-2023)

I CHIEF ENGINEER (OP) NORTH DHARAMSHALA						
1. (OP) CIRCLE KANGRA						
1	ED DHARAMSHALA					
Sr. No.	Name of Division/sub-Division	Settled Notes	Settled Reports	Pending audit notes	Pending audit reports	Outstanding Accounts Month
1	ESD DHARAMSHALA-I	0	0	1	3	42
2	ESD NO-II D/SHALA	0	0	1	2	27
3	ESD SIDHPUR	1	0	1	2	34
4	ESD No-III D/SHALA	0	0	3	3	53
	Total	1	0	6	10	156
2. ED BAIJNATH						
1	ESD BAIJNATH	0	0	0	1	32
2	ESD CHIDHAR	0	0	0	1	25
3	ESD KUDAIL	0	0	1	1	29
4	ESD PAPROLA	0	1	0	2	24
5	ESD PANCHRUKHI	0	0	0	1	21
	TOTAL	0	1	1	6	131
3. ED KANGRA						
1	ESD NO-I KANGRA.	0	0	1	1	25
2	ESD NO-II KANGRA.	0	1	0	0	34
3	ESD RANITAL	1	1	0	2	23
	TOTAL	1	2	1	3	82
4. ED PALAMPUR.						
1	ESD NO-I PALAMAPUR	1	0	2	5	36
2	ESD -II PALAMPUR	0	0	4	10	53
3	ESD MARANDA	0	1	7	6	30
4	ESD BHAWARNA	1	1	2	3	33
5	ESD DAROH	1	1	0	1	55
	TOTAL	3	3	15	25	207
5. ED LAMBAGOAN.						
1	ESD JAISINGHPUR	0	1	0	1	40
2	ESD ALAMPUR	0	1	0	1	41
3	ESD THURAL	1	0	3	9	50
	TOTAL	1	2	3	11	131
6 ED SAHAHPUR						
1	ESD SHAHPUR	0	0	2	4	21
2	ESD RAIT	2	1	1	3	49
3	ESD LAPIANA	2	3	4	6	27
4	ESD CHARRI	1	0	1	2	54
	TOTAL	5	4	8	15	151

Sr. No.	Name of Division/sub-Division	Settled Notes	Settled Reports	Pending audit notes	Pending audit reports	Outstanding Accounts Month
7.	ED DEHRA.					
1	ESD DEHRA	0	0	6	5	31
2	ESD PRAGPUR	0	0	1	2	32
3	ESD DADASIBA	1	1	2	1	77
4	ESD HARIPUR	1	1	2	4	45
5	ESD DALIARA	0	1	1	2	24
6	ESD SHANTLA	0	0	2	2	40
7	ESD SANSARPUR	1	6	0	0	37
	TOTAL	3	9	14	16	286
8	ED NAGROTA BAGWAN.					
1	ESD NAGROTA BAGWAN	0	0	0	2	44
2	ESD BAROH	1	1	0	1	27
3	ESD TANDA	1	1	1	1	36
	TOTAL	2	2	1	4	107
	Total (OP) CIRCLE KANGRA	16	23	49	90	1251
	(OP) CIRCLE DALHOUSIE					
9.	ED CHAMBA					
1	ESD NO-I CHAMBA	0	0	0	2	18
2	ESD NO-II CHAMBA	0	0	2	3	36
3	ESD TISSA	0	0	2	3	24
4	ESD KOTI	1	0	1	4	18
5	ESD BHARMOUR	0	0	1	3	49
6	ESD RAKH	0	0	0	2	31
	TOTAL	1	0	6	17	176
10.	ED DALHOUSIE					
1	ESD DALHOUSIE	0	0	0	2	27
2	ESD CHAWARI	0	0	2	4	11
3	ESD BAKLOH	0	1	1	2	42
4	ESD SIHUNTA	0	0	3	3	22
5	ESD SALOONI	0	0	1	1	36
6	ESD BRANGAL	0	0	1	1	23
	TOTAL	0	1	8	13	161
11.	ED NURPUR					
1	ESD NURPUR	0	0	1	6	22
2	ESD DAMTAL	0	0	2	6	11
3	ESD GANOH	0	0	0	2	21
4	ESD SULIALI	0	0	1	3	33
	TOTAL	0	0	4	17	87
12.	ED JAWALI.					
1	ESD JAWALI.	0	0	0	4	27
2	ESD KOTLA	0	1	0	1	35
3	ESD GANGATH	0	0	1	3	21
4	ESD NAGROTA SURIAN	0	0	0	2	39
	TOTAL	0	1	1	10	122

Sr. No.	Name of Division/sub-Division	Settled Notes	Settled Reports	Pending audit notes	Pending audit reports	Outstanding Accounts Month
13.	ED FATEHPUR					
1	ESD REHAN	0	0	3	5	12
2	ESD FATEHPUR	1	0	1	4	21
3	ESD RAY	0	0	2	3	31
4	ESD INDORA	0	0	0	1	53
	TOTAL	1	0	6	13	117
14.	ED KILLAR					
1	ESD KILLAR	0	0	3	2	95
2	ESD SACH	0	0	4	3	94
	TOTAL	0	0	7	5	189
	Total (OP) CIRCLE DALHOUSIE	2	2	32	75	852
(OP) CIRCLE UNA						
15	ED UNA					
1	ESD NO-I UNA	0	0	2	2	35
2	ESD NO-II UNA	0	0	0	1	28
3	ESD MEHTPUR	0	0	1	3	46
4	ESD SANTOKHGARH	0	1	0	2	31
5	ESD BANGANA	0	0	0	1	50
6	ESD THANAKLAN	0	0	0	1	43
	TOTAL	0	1	3	10	233
16	ED GAGRET.					
1	ESD GAGRET	0	1	0	2	30
2	ESD DAULTPUR	0	0	1	2	36
3	ESD HAROLI	1	1	0	0	38
4	ESD TAHLIWALA	0	1	2	1	30
5	ESD DULEHAR	1	1	0	2	48
6	ESD KHAD	0	0	2	3	12
	TOTAL	2	4	5	10	194
17	ED AMB.					
1	ESD AMB	1	2	0	1	61
2	ESD NEHRAN	0	0	0	2	51
3	ESD CHOWKIMINAR	0	0	0	2	47
4	ESD BHARWAIN	0	0	0	1	47
	TOTAL	1	2	0	6	206
	Total (OP) CIRCLE UNA	3	7	8	26	633
G. Total	CHIEF ENGINEER (OP) North Dharamshala	21	32	89	191	2736
II CHIEF ENGINEER (OP) CENTRAL ZONE MANDI						
1.	(OP) CIRCLE HPSEBL BILASPUR					
1.	ED BILASPUR					
2	ESD NO-I BILASPUR	0	0	0	2	41
2	ESD NO-II BILASPUR	0	0	0	1	51
3	ESD NAMOHOL	0	0	0	2	49
4	ESD GANGUWAL	0	0	0	2	65
	TOTAL	0	0	0	7	206

Sr. No.	Name of Division/sub-Division	Settled Notes	Settled Reports	Pending audit notes	Pending audit reports	Outstanding Accounts Month
2. ED GHUMARWIN.						
1	ESD NO-I GHUMARWIN	0	0	0	2	59
2	ESD NO-II.GHUMARWIN	0	0	1	2	53
3	ESD BHARARI	0	0	2	3	38
4	ESD BARTHIN	0	0	0	3	38
5	ESD TALAI	0	0	1	3	47
6	ESD JANDUTTA	1	0	1	3	35
7	ESD KANDROUR	0	0	1	3	33
	TOTAL	1	0	6	19	303
3. ED KARSOG:						
1	ESD KARSOG	0	0	0	1	39
2	ESD SERI	0	0	0	2	15
3	ESD NIHRI	0	0	0	1	21
4	ESD CHURAG	0	0	1	2	25
5	ESD CHHATRI	0	0	0	2	30
6	ESD PANGNA	0	0	0	1	19
	Total	0	0	1	9	149
4. ED SUNDERNAGAR.						
1	ESD No-I SUNDERNAGAR	0	0	2	4	27
2	ESD No- II SUDNERNAGAR	0	0	1	2	21
3	ESD NERCHOWK	0	0	0	4	33
4	ESD SLAPPER	0	0	1	3	36
	TOTAL	0	0	4	13	117
	Total (OP) CIRCLE HPSEBL BILASPUR	1	0	11	48	775
(OP) CIRCLE HPSEBL KULLU						
5. ED KULLU.						
1	ESD NO-I KULLU.	0	0	0	2	36
2	ESD NO-II KULLU	0	0	0	1	47
3	ESD BHUNTAR	0	0	0	5	38
4	ESD MANIKARAN	0	0	0	3	28
	TOTAL	0	0	0	11	149
6. ED THALOUT						
1	ESD NAGWAIN	0	0	0	2	33
2	ESD BANJAR	0	0	3	5	36
3	ESD LARJI	0	0	1	6	33
4	ESD BALICHOWKI	0	0	0	1	12
	TOTAL	0	0	4	14	114
7. ED MANALI.						
1	ESD NO-I MANALI	0	0	1	2	56
2	ESD KATRIAN	0	1	0	0	30
3	ESD NAGGAR	0	2	0	1	42
4	ESD NO-II MANALI	0	0	1	1	59
	TOTAL	0	3	2	4	187

Sr. No.	Name of Division/sub-Division	Settled Notes	Settled Reports	Pending audit notes	Pending audit reports	Outstanding Accounts Month
8. ED KEYLONG.						
1	ESD KEYLONG	0	0	0	2	57
2	ESD UDAIPUR	0	0	1	2	46
	TOTAL	0	0	1	4	103
	Total (OP) CIRCLE HPSEBL KULLU	0	7	17	86	1352
(OP) CIRCLE HPSEBL MANDI						
9. ED MANDI						
1	ESD NO-I MANDI	0	0	1	4	56
2	ESD NO-II MANDI	0	1	1	1	58
3	ESD SAGLOO	0	0	1	2	43
4	EDD KATULA	0	1	0	2	27
5	ESD NO III MANDI	0	0	0	2	22
6	ESD REWALSAR	0	0	0	3	45
	TOTAL	0	2	3	14	251
10. ED JOGINDERNAGAR						
1	ESD NO-I JOGINDERNAGAR	0	1	0	4	32
2	ESD MAKRERI	0	0	0	3	20
3	ESD CHAUNTRA	0	0	0	3	27
4	ESD BAROT	0	0	0	1	21
5	ESD LAD BHAROL	0	0	2	5	12
6	ESD PADHAR	0	0	0	2	42
7	ESD NO-II JOGINDER NAGAR	0	0	1	2	33
	TOTAL	0	1	3	20	187
11. ED SARKAGHAT						
1	ESD SARKAGHAT	0	0	0	1	41
2	ESD BALDWARA	0	0	0	2	23
3	ESD BHAMBLA	0	0	0	2	33
4	ESD BHADARWAR.	0	0	0	1	24
	TOTAL	0	0	0	6	121
12. ED DHARAMPUR.						
1	ESD DHARAMPUR.	0	0	0	2	35
2	ESD TIHRA	0	0	0	1	44
3	ESD SANDHOLE	0	0	0	1	22
	TOTAL	0	0	0	4	101
13. ED GOHAR.						
1	ESD GOHAR.	0	0	0	3	39
2	ESD JANJEHLI	0	0	1	3	27
3	ESD PANDOH	0	0	3	3	41
4	ESD BAGGI	0	1	0	0	32
	TOTAL	0	1	4	9	139
	Total(OP) CIRCLE HPSEBL MANDI	0	4	10	53	799

Sr. No.	Name of Division/sub-Division	Settled Notes	Settled Reports	Pending audit notes	Pending audit reports	Outstanding Accounts Month
(OP) CIRCLE HPSEBL HAMIRPUR:-						
14. ED HAMIRPUR.						
1	ESD NO- I HAMIRPUR	0	0	0	1	39
2	ESD NO-II HAMIPUR	0	0	0	0	55
3	ESD No-III HAMIRPUR	0	0	1	2	42
4	ESD SUJANPUR TIHRA	0	0	0	2	63
5	ESD TOUNI DEVI	0	0	1	4	51
6	ESD KAKKAR	0	0	0	1	43
	TOTAL	0	0	2	10	293
15. ED BARSAR.						
1	ESD BARSAR	0	0	0	2	25
2	ESD BHORANJ	0	0	0	0	37
3	* ESD BHOTA	1	2	0	0	31
4	ESD BHARERI	0	0	0	1	46
5	ESD BIJHARI	0	0	0	2	61
	TOTAL	1	2	0	5	200
16 ED NADAUN.						
1	ESD NADAUN	0	1	0	1	42
2	ESD DHANETA	0	1	0	0	67
3	ESD GALORE	0	0	1	1	51
4	ESD RANGUS	0	0	0	3	27
	TOTAL	0	2	1	5	187
17 ED J/MUKHI						
1	ESD NO-I J/MUKHI	0	1	2	4	27
2	ESD NO-II J/MUKHI	0	1	2	1	39
3	ESD KHUNDIAN	0	1	1	1	44
4	ESD MAJHEEN	0	1	1	1	37
	TOTAL	0	4	6	7	147
	Total (OP) CIRCLE HPSEBL HAMIRPUR	1	8	9	27	827
G. Total	CHIEF ENGINEER (OP) CENTRAL ZONE MANDI	2	19	47	214	3753
III. CHIEF ENGINEER (OP) SOUTH SHIMLA:-						
(OP) CIRCLE SOLAN						
1. ED PARWANOO.						
1	ESD PARWANOO	0	0	1	1	31
2	ESD KASAUJI	0	0	0	2	39
3	ESD DHARAMPUR	0	0	1	2	38
	TOTAL	0	0	2	5	108
2. ED NALAGARH.						
1	ESD NO-I. NALAGARH	0	0	2	4	51
2	ESD NO.II. NALAGARH	0	0	7	6	39
3	ESD RAMSHEHER	0	0	1	1	38
4	ESD JOGON	0	0	0	1	53
5	ESD NAND	0	0	3	2	51
	TOTAL	0	0	13	14	232

Sr. No.	Name of Division/sub-Division	Settled Notes	Settled Reports	Pending audit notes	Pending audit reports	Outstanding Accounts Month
3. ED SOLAN.						
1	ESD NO-I SOLAN	1	1	2	2	30
2	ESD NO-II SOLAN	3	2	1	2	15
3	ESD NO-III SOLAN	0	0	1	1	17
4	ESD KANDAGHAT	0	0	0	4	24
5	ESD CHAIL	0	0	0	3	20
	TOTAL	4	3	4	12	106
4. ED ARKI.						
1	ESD ARKI	0	0	0	0	45
2	ESD DARLAGHAT	0	0	3	3	42
3	ESD BHUMPTI	0	0	1	1	32
4	ESD KUNIHAR	0	0	1	2	30
5	ESD SABATHU	0	0	1	1	26
	TOTAL	0	0	6	7	175
5. ED BADDI						
1	ESD BADDI	0	0	2	4	41
2	ESD GOELA	0	0	0	0	42
3	ESD BAROTIWALA	0	0	3	4	32
4	ESD MANPURA	0	0	3	4	39
	TOTAL	0	0	8	12	154
	Total (OP) CIRCLE SOLAN	4	3	33	50	775
(OP) CIRCLE NAHAN						
6. ED NAHAN						
1	ESD NO-I NAHAN	0	0	2	1	27
2	ESD NO-II NAHAN	0	0	1	3	23
3	ESD DADAHU	0	0	1	1	9
4	ESD BAGTHAN	0	0	1	3	20
5	ESD KALA AMB	0	0	3	7	12
	TOTAL	0	0	8	15	91
7. ED PAONTA						
1	ESD PAONTA	0	0	1	1	18
2	ESD SHILLAI	0	0	7	9	38
3	ESD SATAUN	0	0	5	7	36
4	ESD DHULA KUAN	0	1	3	3	39
5	ESD PURUWALA	0	0	2	2	12
	TOTAL	0	1	18	22	143
8. ED RAJGARH:						
1	ESD RAJGARH	0	0	2	2	38
2	ESD CHARNA	0	0	2	4	18
3	ESD NARAG	0	0	0	1	11
4	ESD SARHAN	0	0	2	2	30
5	ESD PANOG	0	0	1	3	18
	TOTAL	0	0	7	12	115
	Total (OP) CIRCLE NAHAN	0	1	33	49	349

3. (OP) CIRCLE HPSEBL SHIMLA:-						
9. CITY ED SHIMLA.						
Sr. No.	Name of Division/sub-Division	Settled Notes	Settled Reports	Pending audit notes	Pending audit reports	Outstanding Accounts Month
1	ESD RIDGE SHIMLA	0	0	0	2	34
2	ESD SANJAULI	0	0	0	1	25
3	ESD BOILEUGANJ	0	0	0	1	28
4	ESD CHOTTA SHIMLA	0	0	1	2	30
5	ESD IDGAH	0	0	0	1	25
	TOTAL	0	0	1	7	142
10. ED SHIMLA No-I						
1	ESD KHALINI	0	0	0	2	45
2	ESD JATOGH	0	1	1	1	36
3	ESD DHALLI	0	0	0	1	47
4	ESD MASHOBRA	0	0	2	3	30
5	ESD JUNGA	0	0	1	3	38
	TOTAL	0	1	4	10	196
11 ED SHIMLA No-II						
1	ESD MALIANA	0	0	0	1	41
2	ESD KASUMPATI	0	0	0	2	22
	TOTAL	0	0	0	3	63
12 ED SUNI.						
1	ESD SUNI.	0	1	0	2	27
2	ESD DHAMMI	0	0	0	1	27
3	ESD JALOG	0	2	0	1	30
	TOTAL	0	3	0	4	84
13 ED THEOG.						
1	ESD THEOG	0	0	1	2	27
2	ESD MATIANA	0	0	0	3	35
3	ESD SAINJ	0		0	1	27
	TOTAL	0	0	1	6	89
	Total (OP) CIRCLE HPSEBL SHIMLA:-	0	4	6	30	574
3. (OP) CIRCLE HPSEBL RAMPUR						
14 ED RAMPUR						
1	ESD RAMPUR	0	0	1	6	15
2	ESD NANKHARI	0	0	1	4	33
3	ESD SARAHAN	0	0	0	4	30
4	ESD TAKLETCH	0	0	0	3	41
	TOTAL	0	0	2	17	119
15 ED KUMARSAIN						
1	ESD KUMARSAIN	0	1	0	0	27
2	ESD THANEDHAR	0	0	0	2	30
3	ESD BARAGAON	0	1	0	1	29
	TOTAL	0	2	0	3	86


Sr. No.	Name of Division/sub-Division	Settled Notes	Settled Reports	Pending audit notes	Pending audit reports	Outstanding Accounts Month
16. ED RE-CONGPEO:						
1	ESD RECONGPEO	0	0	1	5	30
2	ESD SANGLA	0	0	0	2	28
3	ESD POOH	0	0	0	3	62
4	ESD TAPRI	0	0	2	6	21
5	ESD No-III BHABANAGAR	0	0	2	4	22
	TOTAL	0	0	5	20	163
17. ED KAZA						
1	ESD KAZA	0	0	0	2	43
2	ESD TABO	0	0	0	1	32
	TOTAL	0	0	0	3	75
18. ED ANNI						
1	ESD ANNI	0	0	0	3	27
2	ESD NIRMAND	0	0	0	3	24
3	ESD NEETHER	0	0	0	3	30
4	ESD JAGATKHANA	0	0	0	3	14
	TOTAL	0	0	0	12	95
	Total (OP) CIRCLE HPSEBL RAMPUR	0	2	7	55	538
4. (OP) CIRCLE HPSEBL ROHROO						
19 ED JUBBAL						
1	ESD JUBBAL	0	0	0	1	42
2	ESD KOTKHAI	0	0	0	1	24
3	ESD BAGHI	0	0	0	0	42
4	ESD SARSWATI NAGAR	0	0	0	1	24
5	ESD KIARI	0	0	0	0	25
	TOTAL	0	0	0	3	157
20. ED CHOPAL						
1	ESD CHOPAL	0	0	0	1	31
2	ESD NERWA	0	0	0	3	22
3	ESD KUPVI	0	0	1	3	15
	TOTAL	0	0	1	7	68
21. ED ROHROO						
1	ESD ROHROO	0	0	0	2	32
2	ESD No-I CHIRGAON	0	0	0	1	36
3	ESD No-II CHIRGAON	0	0	0	5	24
4	ESD TIKKAR	0	0	0	1	15
	TOTAL	0	0	0	9	107
	Total(OP) CIRCLE HPSEBL ROHROO	0	0	1	19	332
G.	CHIEF ENGINEER (OP) SOUTH SHIMLA	4	10	80	203	2568

CHIEF ENGINEER WISE, CIRCLE WISE, DIVISION WISE, SUB-DIVISION WISE STATEMENT SHOWING THE POSITION OF PENDING AUDIT NOTES /REPORTS AND UN AUDITED ACCOUNTS MONTHS FOR THE QUARTER ENDING 03/2023.(W.E.F. 01-1-23 TO 31-03-2023)

1	(OP) CIRCLE KANGRA	16	23	49	90	1251
2	(OP) CIRCLE DALHOUSIE	2	2	32	75	852
3	(OP) CIRCLE UNA	3	7	8	26	633
4	(OP) CIRCLE BILASPUR	1	0	11	48	775
5	(OP) CIRCLE KULLU	0	7	17	86	1352
6	(OP) CIRCLE MANDI	0	4	10	53	799
7	(OP) CIRCLE HAMIRPUR	1	8	9	27	827
8	(OP) CIRCLE SOLAN	4	3	33	50	775
9	(OP) CIRCLE NAHAN	0	1	33	49	349
10	(OP) CIRCLE SHIMLA	0	4	6	30	574
11	(OP) CIRCLE RAMPUR	0	2	7	55	538
12	(OP) CIRCLE ROHROO	0	0	1	19	332
	Grand Total	27	61	216	608	9057

CHIEF ENGINEER WISE ABSTRACT OF PENDING AUDIT NOTE AUDIT REPORT AND BALANCE PENDING ACCOUNT MONTH FOR THE QUARTERLY ENDING 03/2023 WEF. 01-1-2023 TO 31-03-2023.

Sr. No.	Name of Division/sub-Division	Settled Notes	Settled Reports	Pending audit notes	Pending audit reports	Outstanding Accounts Month
1	CHIEF ENGINEER (OP) NORTH DHARAMSHALA	21	32	89	191	2736
2	CHIEF ENGINEER (OP) CENTRAL ZONE MANDI	2	19	47	214	3753
3	CHIEF ENGINEER (OP) SOUTH SHIMLA	4	10	80	203	2568
	G. TOTAL	27	61	216	608	9057


 (Signature)
 CHIEF ENGINEER (OP) NORTH DHARAMSHALA
 MANDI