



HIMACHAL PRADESH STATE ELECTRICITY BOARD LIMITED

(A STATE GOVERNMENT UNDERTAKING)

REGISTERED OFFICE :- VIDYUT BHAWAN, HPSEBL, SHIMLA-171004 (H.P.)

CIN: U40109HP2009SGC031255 GST NO:02AACCH4894EHZB

PHONE NO. : 0177-2656624

Email: cecommhpsebl@gmail.com

No. HPSEBL/CE(Comm.)/SERC-31/2024-25-

4696-97

Dated:

05/12/2024

To

The Electricity Ombudsman,
Sharma Sadan,
Behind Keonthal Commercial Complex,
Khalini Shimla -2


Sub: Standards of Performance (SOP) reporting under HPERC (Distribution Performance Standard) Regulations, 2010 - Submission of SAIDI, SAIFI and CAIDI, CAIFI return for FY 2024-25 (Qtr.-2).

Sir,

The Circle wise Reliability indices (SAIDI, SAIFI, CAIDI and CAIFI) for the FY2024-25 (Qtr.-2) of the HPSEBL is enclosed herewith for information please.

DA.: As Above


Yours Faithfully,


(Er. Anup Ram)
Chief Engineer (Comm.),
HPSEBL, Vidyut Bhawan,
Shimla- 171004

Copy to

1. The Superintending Engineer(IT) for uploading the Reliability Indices on the website of HPSEBL.

DA.: Sent through e-mail.



Chief Engineer (Comm.),
HPSEBL, Vidyut Bhawan,
Shimla- 171004

Reliability Indices (SAIDI, SAIFI, CAIDI, CAIFI), HPSEBL, FY24-25 2nd Quarter

Sr.No.	Name of Circle	Total Consumer Served (NT)	Interrupted Consumer (ΣNi)	Duration of sustained Interruptions (in Minutes) (ΣRi)	Total Number of Interruptions (ΣNo)	$\Sigma(Ri*Ni)$	No*Ni	SAIDI	SAIFI	CAIDI	CAIFI
1	3	4	5	6	7	8	9	10	11	12	13
	Nahan	185321	185318	116564	6384	169959834	12375297	917	66.778	13.734	66.7787
	Solan	131318	131318	41172	3317	63303716	3509415	482	26.725	18.038	26.7246
	Shimla	243666	167324	51412	2310	74983811	6165264	308	25.302	12.162	36.8463
	Rohru	88200	54284	27587	815	41985198	1363176	476	15.456	30.8	25.1119
	Rampur	176892	130077	22403	2151	44391716	3908788	251	22.097	11.357	30.0497
	Dalhousie	302502	253170	108447	4228	240387317	9092106	795	30.056	26.439	35.913
	kangra	394168	274604	74051	3282	125804179	6904718	319	17.517	18.22	25.1443
	una	225275	92167	29569	1351	26383301	1325881	117	5.8856	19.899	14.3856
	Hamirpur	255744	250827	58900	3393	150997607	8496192	590	33.221	17.772	33.8727
	Mandi	363941	337484	203183.53	18502	202814682.3	2743735	557	7.5389	73.919	8.12997
	Bilaspur	151022	133627	52619	1884	124678060	5154599	826	34.132	24.188	38.5744
	Kullu	180562	135078	47318	1180	107734789	3710270	597	20.548	29.037	27.4676
		2698611	2145279	833226	48797	1373424210	64749441	509	23.994	21.211	30.1823
Average SAIDI		509	Minutes								
Average SAIFI		23.99									
Average CAIDI		21	Minutes								
Average CAIFI		30.1822994									


 Chief Engineer (Comm.)
 HPSEBL, Vidyut Bhawar
 Shimla-4

Reliability Indices (SAIDI, SAIFI, CAIDI, CAIFI), HPSEBL, FY24-25 2nd Quarter Urban											
Sr.No.	Name of Circle	Total Consumer Served (NT)	Interrupted Consumer ($\sum Ni$)	Duration of sustained Interruptions (in Minutes) ($\sum Ri$)	Total Number of Interruptions ($\sum No$)	$\sum (Ri * Ni)$	No* Ni	SAIDI	SAIFI	CAIDI	CAIFI
1	3	4	5	6	7	8	9	10	11	12	13
	Nahan	37705	37705	3581	285	10701996	832342	284	22.075	12.85769	22.0753
	Solan	33344	33344	8510	861	6538086	691144	196	20.728	9.459803	20.7277
	Shimla	123802	65942	17752	633	31341381	1577192	253	12.74	19.87163	23.9177
	Rohru	16456	5617	1594	107	2036665	172171	124	10.463	11.82932	30.6518
	Rampur	8676	5219	255	5	1022568	19678	118	2.2681	51.96504	3.77021
	Dalhousie	27402	9898	3206	59	14136778	289617	516	10.569	48.81198	29.2602
	kangra	81516	52580	4899	318	6444723	586717	79	7.1976	10.98438	11.1586
	una	32512	10351	6208	160	4134323	118141	127	3.6338	34.99482	11.4135
	Hamirpur	40509	40509	5448	333	20996356	1303598	518	32.18	16.10647	32.1802
	Mandi	65691	58400	21946	1869	22586300	565432	344	8.6075	39.94521	9.68211
	Bilaspur	21655	21497	1192	172	6364036	779157	294	35.981	8.167848	36.2455
	Kullu	35642	19774	627	111	2738024	479260	77	13.446	5.713024	24.2365
		524910	360836	75218	4913	129041236	7414449	246	14.125	17.40402	20.548
Average SAIDI		246							Minutes		
Average SAIFI		14.13									
Average CAIDI		17							Minutes		
Average CAIFI		20.5479747									


 Chief Engineer (Comm.)
 HPSEBL, Vidyal Bhawan
 Shimla-4

Reliability Indices (SAIDI, SAIFI, CAIDI, CAIFI), HPSEBL, FY24-25 2nd Quarter Rural											
Sr.No.	Name of Circle	Total Consumer Served (NT)	Interrupted Consumer ($\sum Ni$)	Duration of sustained Interruptions (in Minutes) ($\sum Ri$)	Total Number of Interruptions ($\sum No$)	$\sum (Ri * Ni)$	No* Ni	SAIDI	SAIFI	CAIDI	CAIFI
1	3	4	5	6	7	8	9	10	11	12	13
	Nahan	147616	147613	112983	6099	159257838	11542955	1079	78.196	13.79697	78.1972
	Solan	97974	97974	32662	2456	56765630	2818271	579	28.765	20.14201	28.7655
	Shimla	119864	101381	33660	1677	43642430	4588072	364	38.277	9.51215	45.2556
	Rohru	71744	48667	25993	708	39948533	1191005	557	16.601	33.54187	24.4725
	Rampur	168216	124858	22148	2146	43369148	3889110	258	23.12	11.15143	31.1483
	Dalhousie	275100	243272	105241	4169	226250539	8802489	822	31.997	25.70302	36.1837
	kangra	312652	222024	69152	2964	119359456	6318001	382	20.208	18.89197	28.4563
	una	192763	81816	23361	1191	22248978	1207740	115	6.2654	18.42199	14.7617
	Hamirpur	215235	210318	53452	3060	130001251	7192594	604	33.417	18.07432	34.1987
	Mandi	298250	279084	181238	16633	180228382	2178303	604	7.3036	82.73798	7.80518
	Bilaspur	129367	112131	51427	1712	118314024	4375442	915	33.822	27.04047	39.0209
	Kullu	144920	115304	46691	1069	104996765	3231010	725	22.295	32.49658	28.0217
		2173702	1784443	758008	43884	1244382974	57334992	572	26.377	21.70373	32.1305
Average SAIDI		572							Minutes		
Average SAIFI		26.38									
Average CAIDI		22							Minutes		
Average CAIFI		32.13047705									


 Chief Engineer (Comm.)
 HPSEBL, Vidyal Bhawar
 Shimla-4
